

The Disaster Center is dedicated to the idea that disaster mitigation is cost effective and individuals pursuing their own interest are the greatest potential force for disaster reduction.

Please consider making a small donation to the Disaster Center



When disaster mitigation is cost effective, we are on the road to bringing disasters to an end.



# **FEMA**

## **Daily Operations Briefing**

**Thursday, December 3, 2015**

**8:30 a.m. EST**

# Significant Activity: Dec 2 – Dec 3



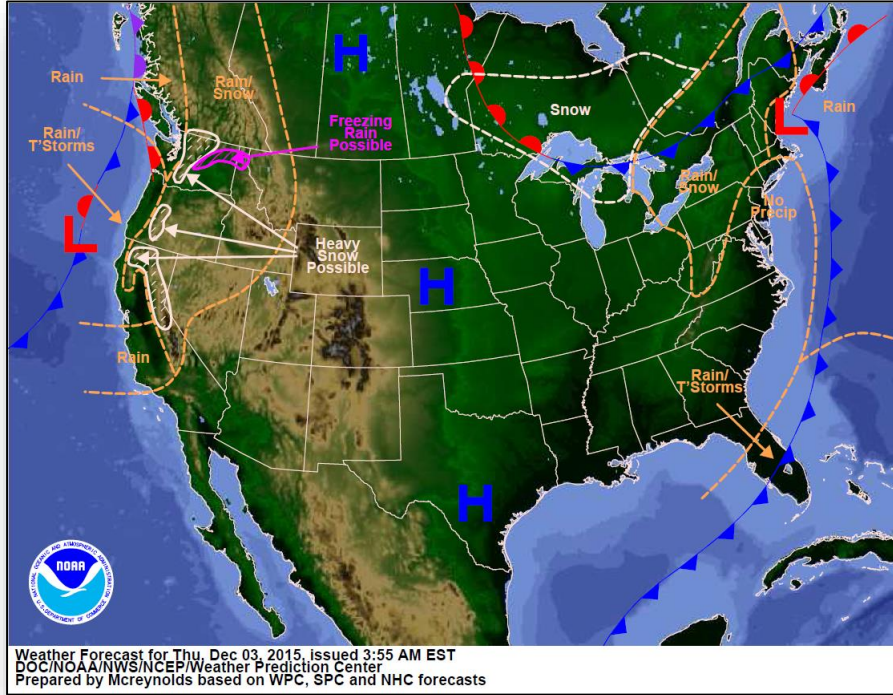
**Significant Events:** None

**Significant Weather:**

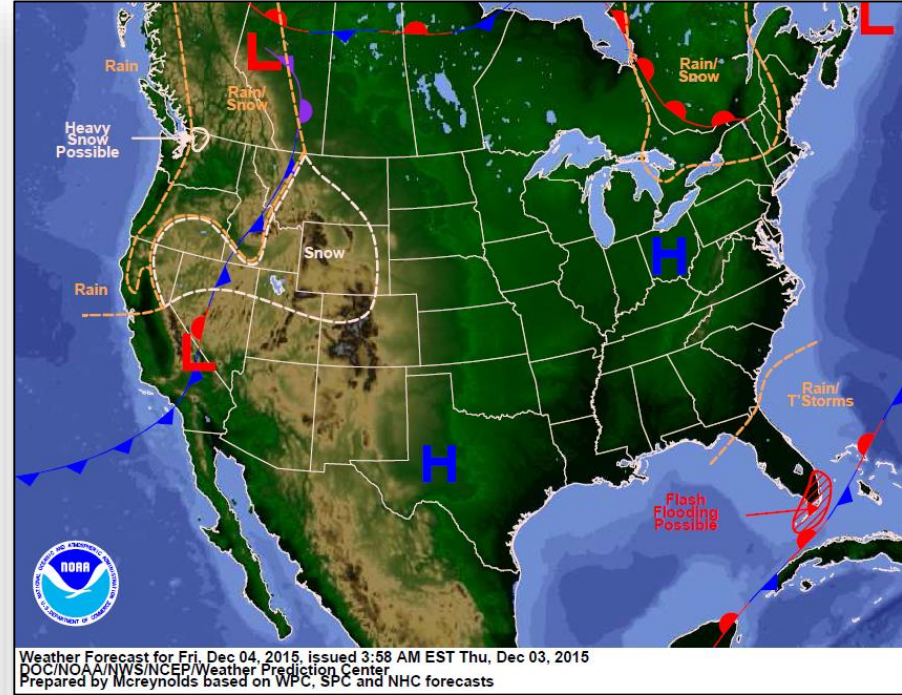
- Heavy snow and freezing rain possible – Northwestern U.S.
- Rain and snow – Northern Maine
- Heavy rain – South Florida
- Red Flag Warnings: None
- Critical/Elevated Fire Weather Areas: None
- Space weather: Past 24 hours - None; Next 24 hours – None predicted

**Declaration Activity:** None

# National Weather Forecast



*Today*

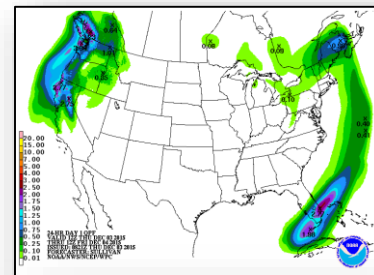
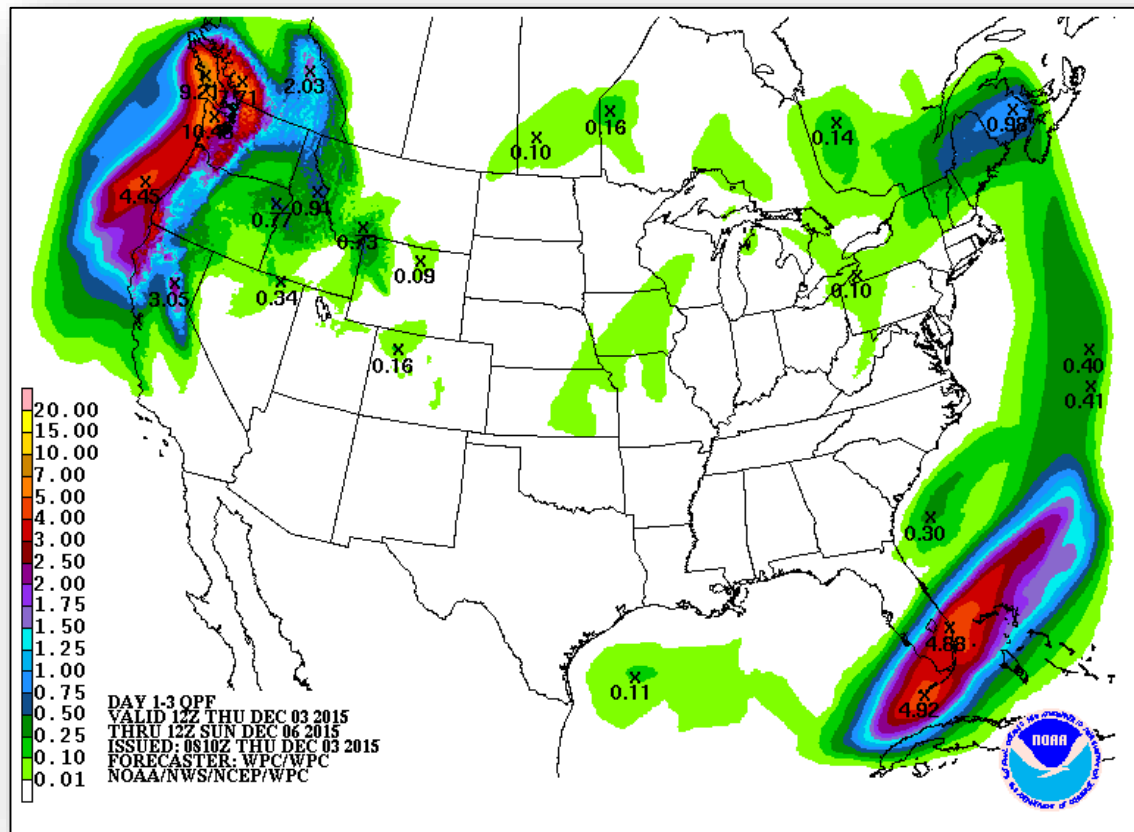


*Tomorrow*

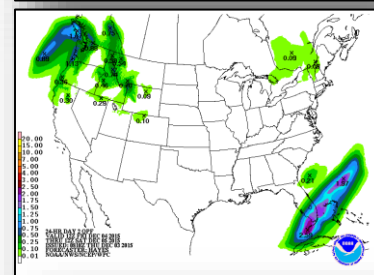
# Precipitation Forecast, 1-3 Day



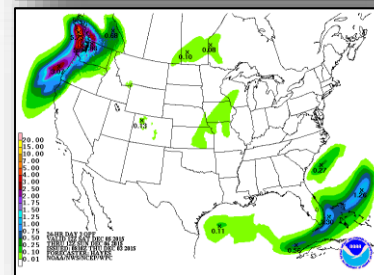
FEMA



Day 1



Day 2

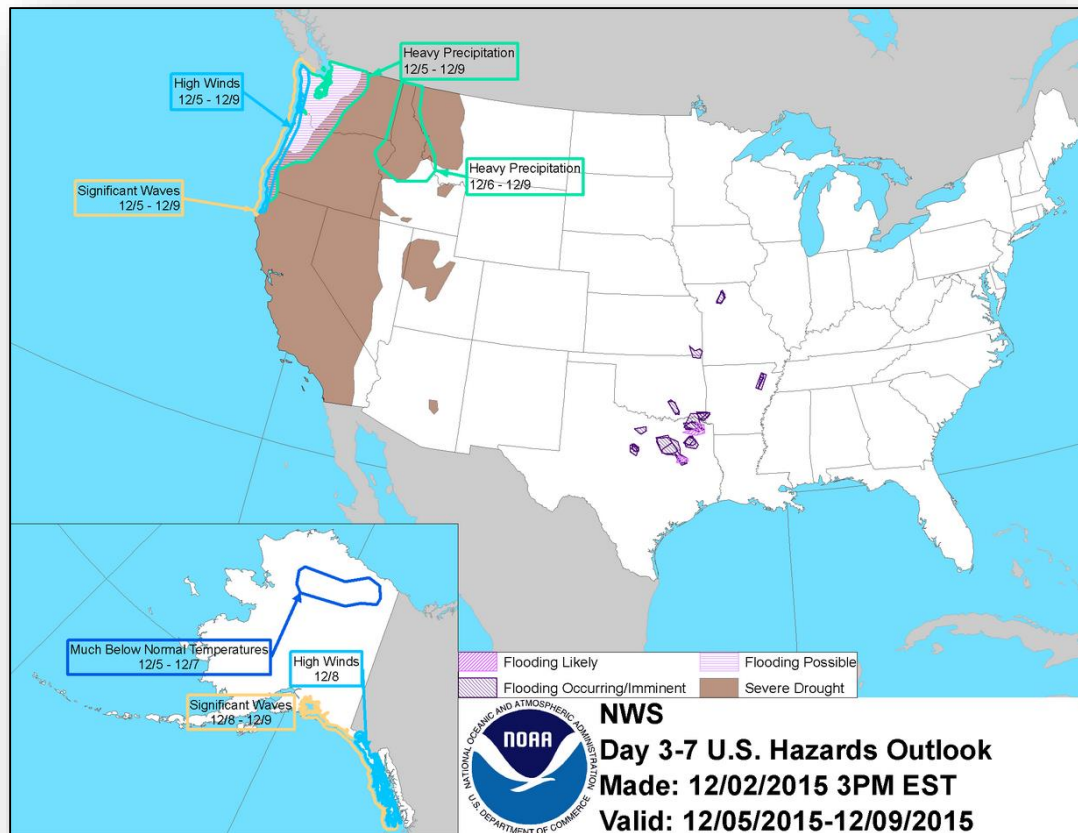


Day 3

# Hazard Outlook, Dec 5 – Dec 9



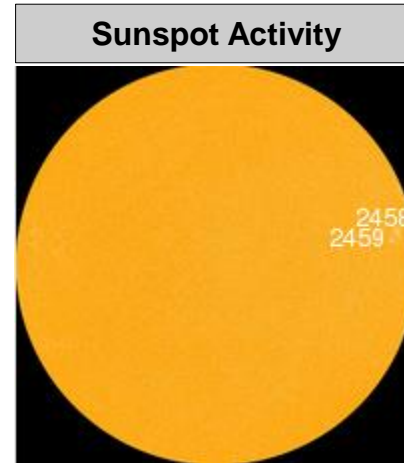

FEMA





# Space Weather

	Past 24 Hours	Current	Next 24 Hours
Space Weather Activity	None	None	None
Geomagnetic Storms	None	None	None
Solar Radiation Storms	None	None	None
Radio Blackouts	None	None	None



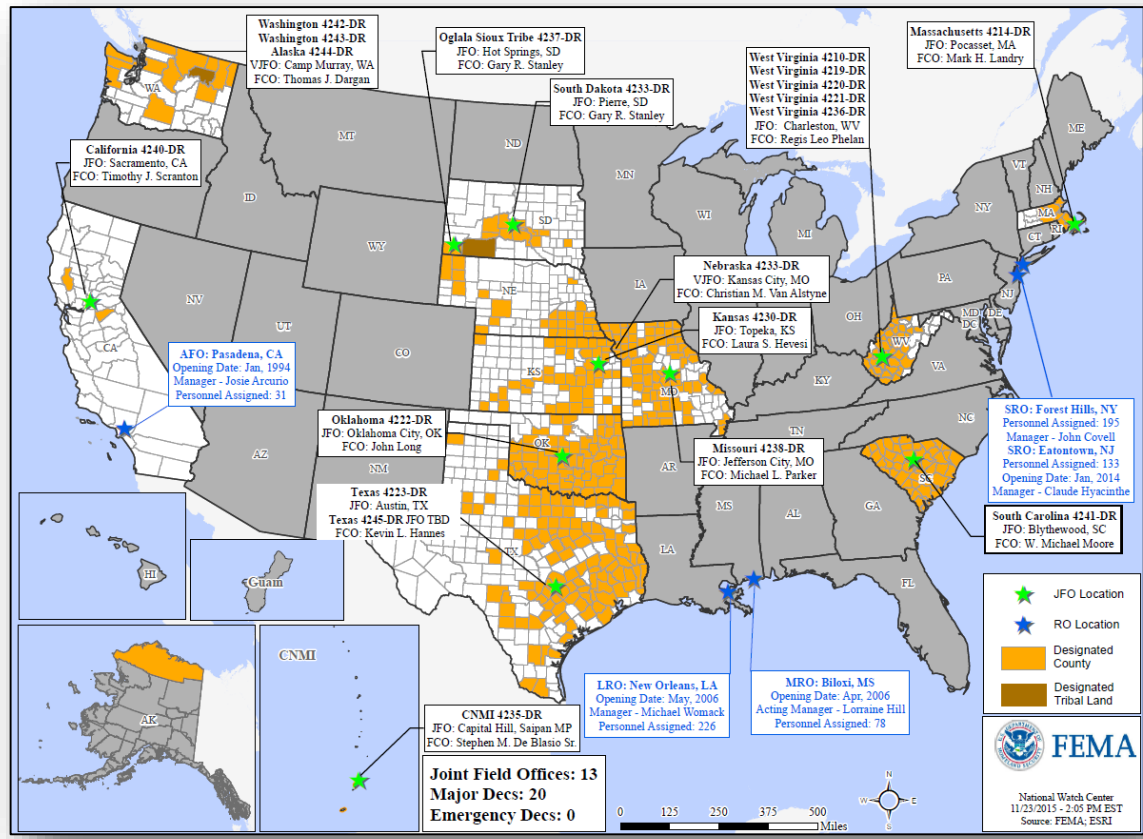
# Disaster Requests & Declarations



Declaration Requests in Process		Requests APPROVED (since last report)	Requests DENIED (since last report)
1	Date Requested	0	0
NC – DR (Appeal) Severe Storms, and Flooding	November 24, 2015		



# Open Field Offices as of December 3



# Joint Preliminary Damage Assessments



Region	State / Location	Event	IA/PA	Number of Counties		Start – End
				Requested	Complete	
VI	TX	Heavy Rain & Flooding October 30-31, 2015	PA	15	3	11/19 - TBD
X	ID	Severe Wind Storm November 17-18, 2015	PA	4	0	TBD

# FEMA Readiness – Deployable Teams /Assets



Deployable Teams/Assets									
Resource	Status	Total	FMC Available		Partially Available	Not Available	Detailed, Deployed, Activated	Comments	Rating Criterion
FCO		35	17	49%	0	2	16		OFDC Readiness: FCO    Green    Yellow    Red Type 1    3+            2            1 Type 2    4+            3            2 Type 3    4                3            2  FDRC    3                2            1
FDRC		8	3	38%	0	0	5		
US&R		28	27	96%	0	1	0	NM-TF1 (Red) – Personnel shortages	
National IMAT		3	3	100	0	0	0		<ul style="list-style-type: none"> <li>• Green: 3 avail</li> <li>• Yellow: 1-2 avail</li> <li>• Red: 0 avail (<i>Individual N-IMAT red if 50% of Section Chiefs and/or Team Leader is unavailable for deployment.</i>)</li> </ul>
Regional IMAT		13	6	46%	0	1	6	<u><b>Deployed:</b></u> RIV (Team 1) Deployed to SC RVI (Team 2) Deployed to TX RVII Deployed to MO RIX (Team 1) Deployed to CNMI; (Team 2) Deployed to CA RX Deployed to WA  <u><b>NMC:</b></u> RV (Team 1) Red – Personnel Shortages	<ul style="list-style-type: none"> <li>• Green: 7 or more avail</li> <li>• Yellow: 4 - 6 teams available</li> <li>• Red: &gt; 8 teams deployed/unavailable</li> </ul> <i>R-IMAT also red if TL Ops/Log Chief is unavailable &amp; has no qualified replacement</i>
MCOV		59	32	54%	0	12	15	10 MCOVs deployed to SC (FEMA-4241-DR) 5 MCOVs prepped for TX (FEMA-4245-DR)	<ul style="list-style-type: none"> <li>• Green = 80 – 100% avail</li> <li>• Yellow = 60 – 79% avail</li> <li>• Red = 59% or below avail</li> <li>• Readiness remains 95%</li> </ul>

# FEMA Readiness – National/Regional Teams



National/Regional Teams									
Resource	Status	Total	FMC Available		Partially Available	Not Available	Status	Comments	Rating Criterion
NWC		5	5	100%	0	0	Watch/Steady State		<ul style="list-style-type: none"> <li>• Green = FMC</li> <li>• Yellow = PMC</li> <li>• Red = NMC</li> </ul>
NRCC		2	344	89%	0	44	Not Activated		
HLT		1	N/A	N/A	0	0	Not Activated		
DEST							Not Activated		
RRCCs		10	10	100%	0	0	Not Activated		
RWCs/MOCs		10	10	100%	0	0	Not Activated		

# Common Operating Picture

FEMA-4242-DR-WA  
FEMA-4243-DR-WA

Declared: 10/15/2015 Incident Period: 08/29/2015  
Declared: 10/20/2015 Incident Period: 08/09/2015 to 09/10/2014

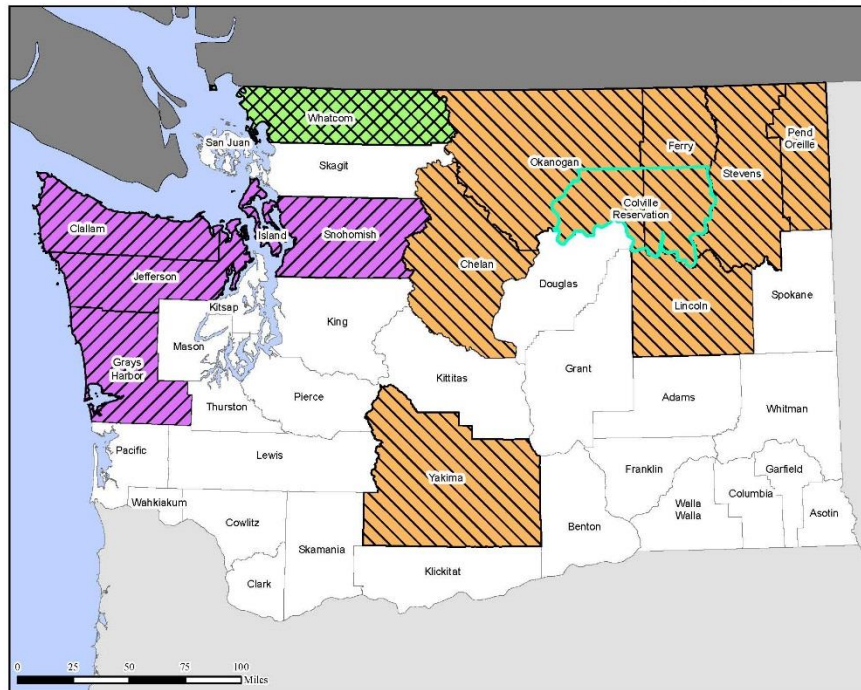
12/03/2015 (Day 55)  
12/03/2015 (Day 50)

## COUNTY DESIGNATIONS

### Designated Areas

FEMA-4242-DR & FEMA-4243-DR

Data Sources:  
FEMA, HSP2015;  
Datum: North American 1983 HARN  
Projection: Lambert Conformal Conic



Designated Areas  
 No Designation  
 DR-4242 & DR-4243 PA  
 DR-4242 PA  
 DR-4243 PA  
 DR-4243 Tribal PA

## PDA ESTIMATES

	4242-DR		4243-DR	
CATEGORY	PERCENT	DOLLARS	PERCENT	DOLLARS
A	11.09%	\$1,332,901	0.86%	\$361,190
B	1.63%	\$196,400	36.47%	\$15,331,890
C	1.27%	\$152,501	2.00%	\$840,511
D	0.00%	\$0	0.00%	\$0
E	3.28%	\$394,191	1.52%	\$640,120
F	82.40%	\$9,905,308	27.01%	\$11,354,717
G	0.34%	\$40,293	32.13%	\$13,508,429
TOTALS		\$12,021,594		\$42,036,857

# Common Operating Picture

FEMA-4242-DR-WA  
FEMA-4243-DR-WA

Declared: 10/15/2015 Incident Period: 08/29/2015  
Declared: 10/20/2015 Incident Period: 08/09/2015 to 09/10/2014

12/03/2015 (Day 55)  
12/03/2015 (Day 50)

## Strategic Goals

- Complete the PA program delivery within 90 days of the declaration date and make programmatic decisions consistent with regional policies and practices.
- Under the lead of PA, 406 mitigation will be maximized to reduce the risk of damages to the same eligible facilities in similar future events.
- Hazard Mitigation (HM) staff will implement the Hazard Mitigation Grant Program (HMGP); Identify priorities and needs to provide technical assistance for HM Plan development, HMGP application and project development.
- Facilitate delivery and implementation of new FMAG/HMGP pilot program in concert with disaster HMGP.
- Provide Voluntary Agency Liaison coordination.

# Common Operating Picture

FEMA-4242-DR-WA  
FEMA-4243-DR-WA

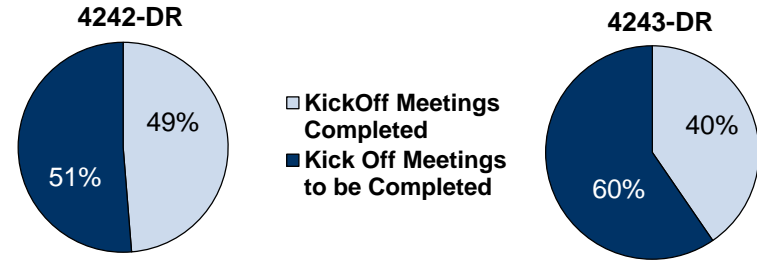
Declared: 10/15/2015 Incident Period: 08/29/2015  
Declared: 10/20/2015 Incident Period: 08/09/2015 to 09/10/2014

12/03/2015 (Day 55)  
12/03/2015 (Day 50)

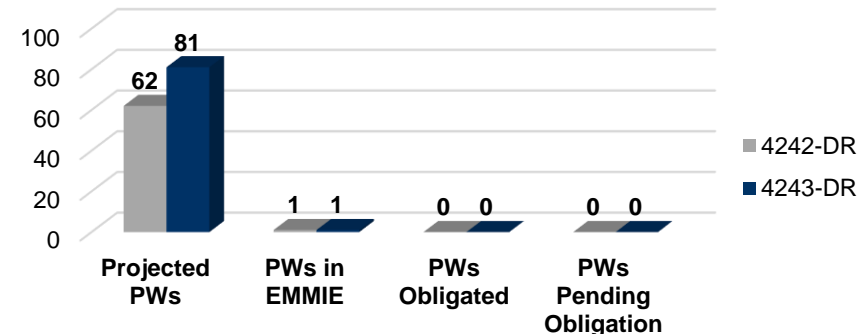
## PUBLIC ASSISTANCE (as of 12/01/2015)

Applicants	4242-DR	4243-DR
Applicants Open	36	45
Applicants Complete	0	0
Applicants Withdrawn	2	0
Requests for Public Assistance (RPAs)		
Total RPAs Received to Date	40	48
Total Eligible RPAs	36	45
Total Ineligible RPAs	0	0
Total RPAs Pending Review	2	3
Kick-Off Meetings Completed	19	19
Kick-Off Meetings to be Completed	20	28
Project Worksheets (PWs)		
Total PWs Projected	62	81
Total PWs Entered	1	1
Total PWs Obligated	0	0
406 Mitigation		
PWs with 406 Mitigation Proposal	0	0
Total \$\$ 406 Mitigation Proposal	0	0
Financial Data		
Preliminary Damage Assessment (PDA) Estimate	\$12,021,594	\$42,036,857
Total PWs in EMMIE (100%)	\$6,381	\$19,903
Total PWs in EMMIE (75% Federal Share)	\$4,785	\$14,927
Total PWs Obligated (75% Federal Share)	\$0	\$0

### Status of Kick Off Meetings



### PW Status



\*RPA deadlines: 4242-DR 11/14/2015, Add-on counties 11/28/2015  
4243-DR 11/19/2015



# Common Operating Picture

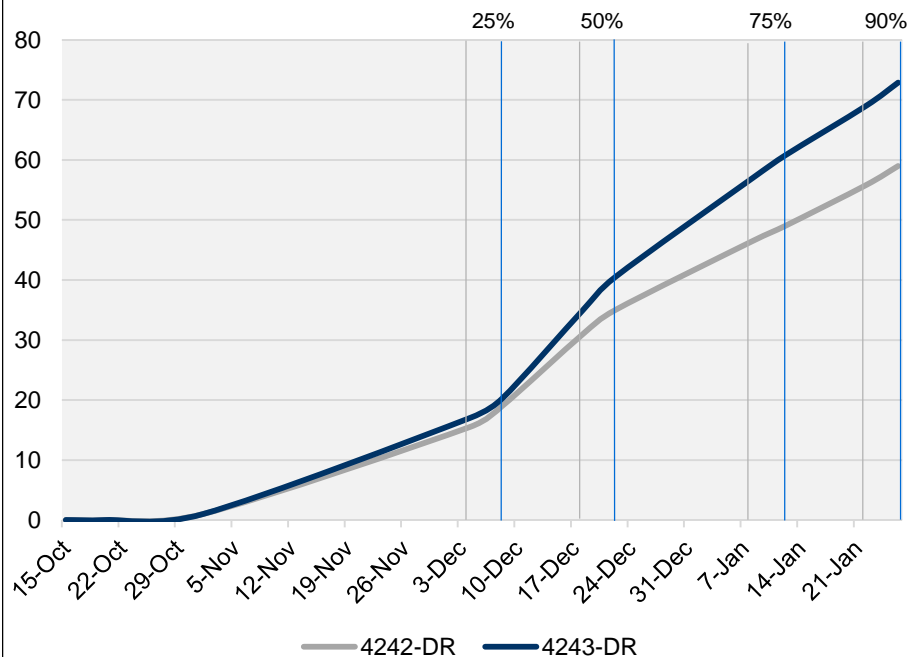
FEMA-4242-DR-WA  
FEMA-4243-DR-WA

Declared: 10/15/2015 Incident Period: 08/29/2015  
Declared: 10/20/2015 Incident Period: 08/09/2015 to 09/10/2014

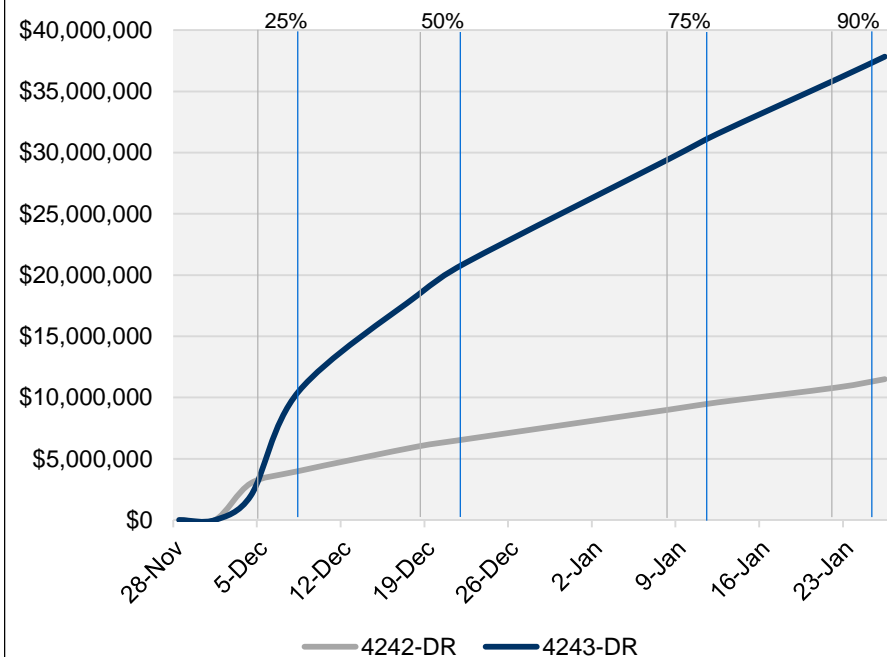
12/03/2015 (Day 55)  
12/03/2015 (Day 50)

## PUBLIC ASSISTANCE (as of 12/01/2015)

### Planned Cumulative PWs



### Planned Cumulative PWs



**Objective of 90% obligated and 100% field work completed at JFO. Initial projections based on PDA data.**

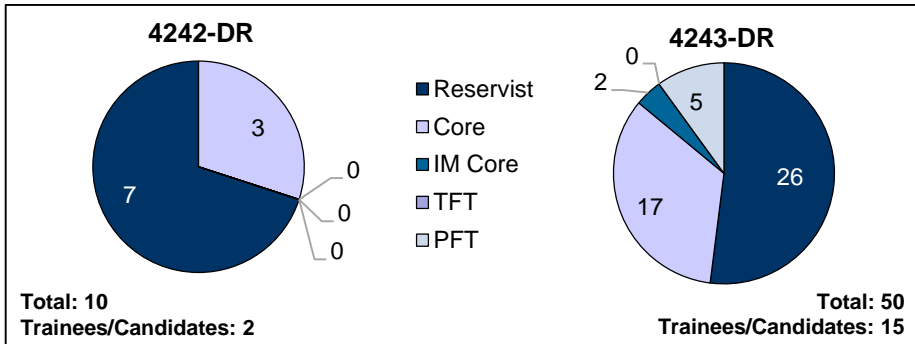
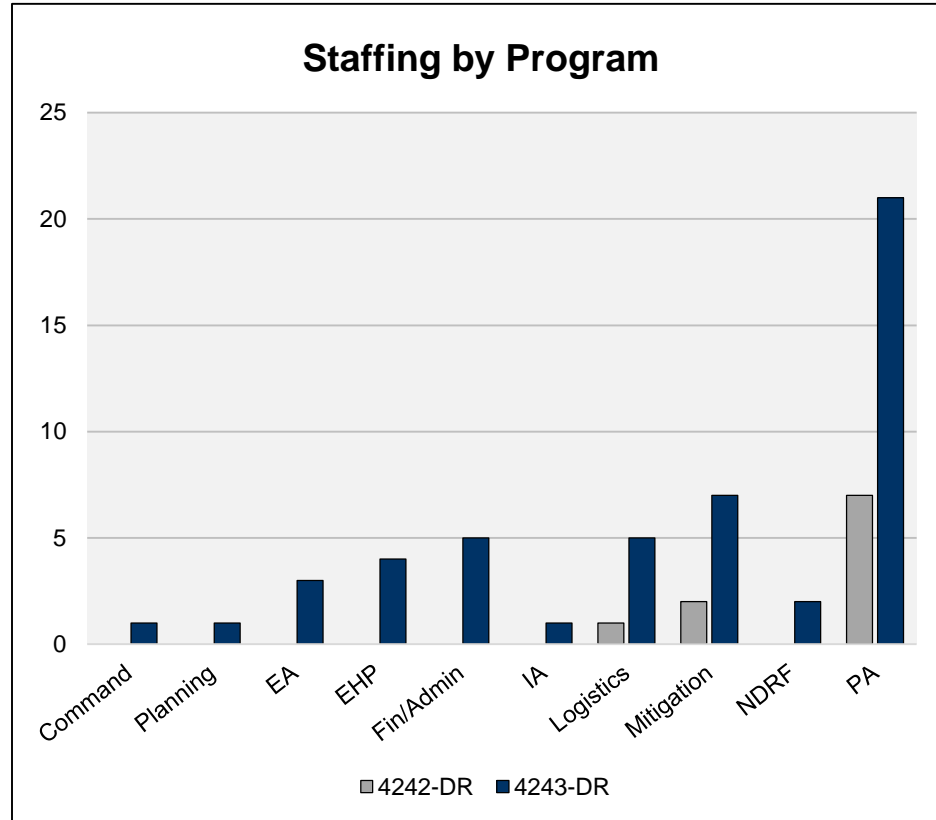
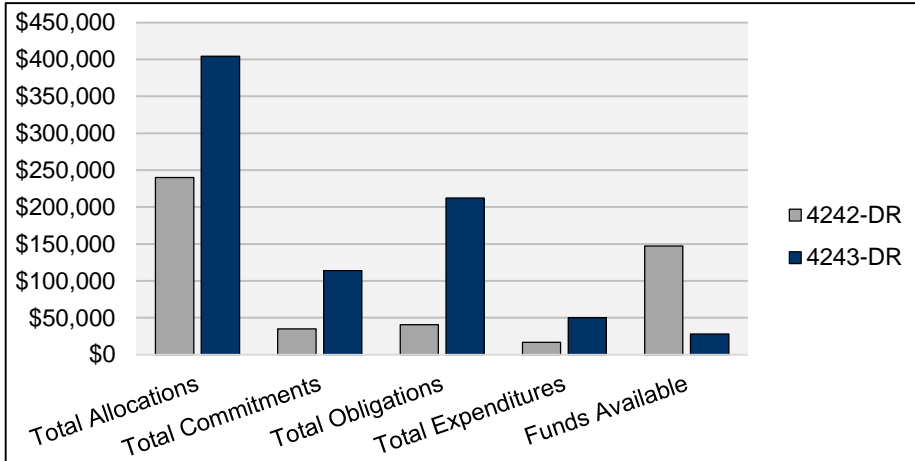
# Common Operating Picture

FEMA-4242-DR-WA  
FEMA-4243-DR-WA

Declared: 10/15/2015 Incident Period: 08/29/2015  
Declared: 10/20/2015 Incident Period: 08/09/2015 to 09/10/2014

12/03/2015 (Day 55)  
12/03/2015 (Day 50)

## FINANCE & STAFFING (as of 12/01/2015)



# Common Operating Picture

FEMA-4242-DR-WA

FEMA-4243-DR-WA

Declared: 10/15/2015 Incident Period: 08/29/2015

Declared: 10/20/2015 Incident Period: 08/09/2015 to 09/10/2014

12/03/2015 (Day 55)

12/03/2015 (Day 50)

## Training and Qualifications

	4242-DR				4243-DR			
	# Deployed	# Qualified	# Trainees	# Candidates	# Deployed	# Qualified	# Trainees	# Candidates
Regional FTEs	3	1	1	1	22	7	8	7
IM CORES	0	0	0	0	2	1	0	1
Reservists	7	7	0	0	26	21	4	1
Other FTEs	0	0	0	0	0	0	0	0
FEMA Corps	0	0	0	0	0	0	0	0

### TRAINEE/CANDIDATE DATA - Trainees or Candidates are deployed in the following positions:

- Environmental Compliance Review Specialist (1)
- Environmental Specialist (1)
- FCO Type III (1)
- Finance/Admin Section Chief Type III (1)
- Travel Manager (1)
- HM 406 Crew Leader (1)
- HM 406 Specialist (1)
- HM Grants Specialist (1)
- HM Group Supervisor (1)
- Human Resources Specialist (1)
- IA VAL Crew Leader (1)
- Service Branch Director Type II (1)
- Accountable Property Specialist (1)
- Logistics Section Chief Type II (1)
- Support Branch Director Type II (1)
- Infrastructure Branch Director (2)
- Public Assistance Group Supervisor (1)
- PA Specialist (4)
- Planning Section Chief Type III (1)

### COACH / EVALUATORS

- Planning (0), Operations (0), Logistics (2), Finance/Admin (2), External Affairs (3), PA (3), IA (0), HM (4), EHP (2), IT (1)

### COURSES OFFERED OR SCHEDULED

- Project Specialist (L381), Public Assistance Coordinator Crew Leader (L382), Donations Management (L289/L489), Procurement Under Grants

# Common Operating Picture

FEMA-4242-DR-WA  
FEMA-4243-DR-WA

Declared: 10/15/2015 Incident Period: 08/29/2015  
Declared: 10/20/2015 Incident Period: 08/09/2015 to 09/10/2014

12/03/2015 (Day 55)  
12/03/2015 (Day 50)

## FCO Comments

### Operations

- Virtual Joint Field Office with two area offices (both at no-cost) to minimize overhead, strengthen partnerships and reduce travel time
  - VJFO staff is also supporting FEMA 4244-DR-AK



# FEMA

**FEMA's mission is to support our citizens and first responders to ensure that as a nation we work together to build, sustain, and improve our capability to prepare for, protect against, respond to, recover from, and mitigate all hazards.**