

The Disaster Center is dedicated to the idea that disaster mitigation is cost effective and individuals pursuing their own interest are the greatest potential force for disaster reduction.

Please consider making a small donation to the Disaster Center



When disaster mitigation is cost effective, we are on the road to bringing disasters to an end.



FEMA

Daily Operations Briefing

Wednesday, December 6, 2017

8:30 a.m. EST

Significant Activity – Dec 5 - 6



FEMA

Significant Events: None

Tropical Activity:

- Western Pacific – No activity affecting U.S. interests

Significant Weather:

- Extreme/Critical/Elevated Fire Weather conditions and Red Flag Warnings – CA
- Heavy Snow/Freezing Rain possible – Southern Plains
- Space Weather:
 - Past 24 hours – Minor with geomagnetic storms reaching G1 level occurred
 - Next 24 hours – Minor with geomagnetic storms reaching G1 level expected

Earthquake Activity: No significant activity

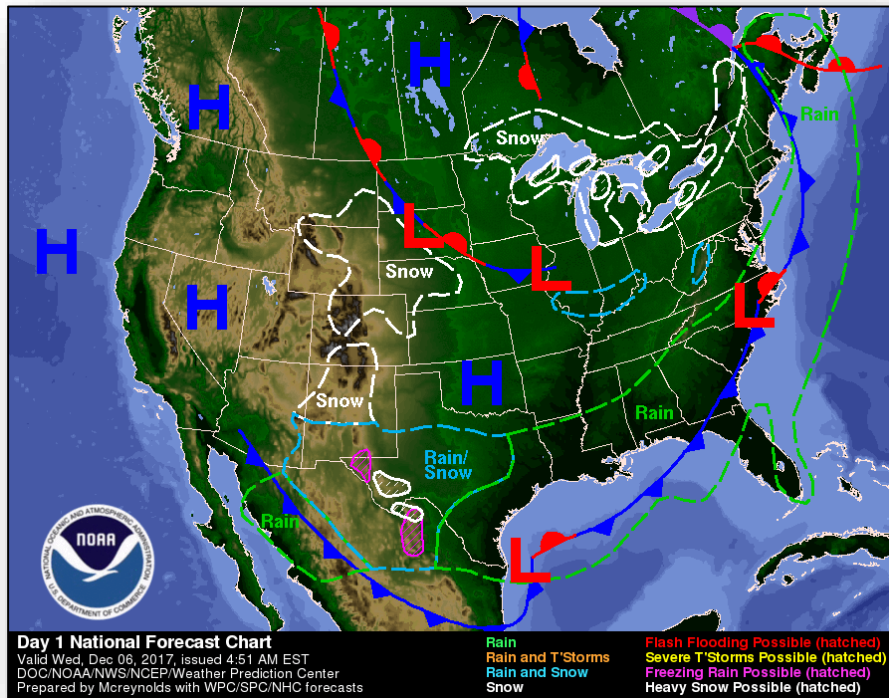
Declaration Activity:

- FMAG Approved – Creek Fire, CA
- FMAG Approved – Rye Fire, CA
- Amendment No. 2 to FEMA-4342-DR-ID

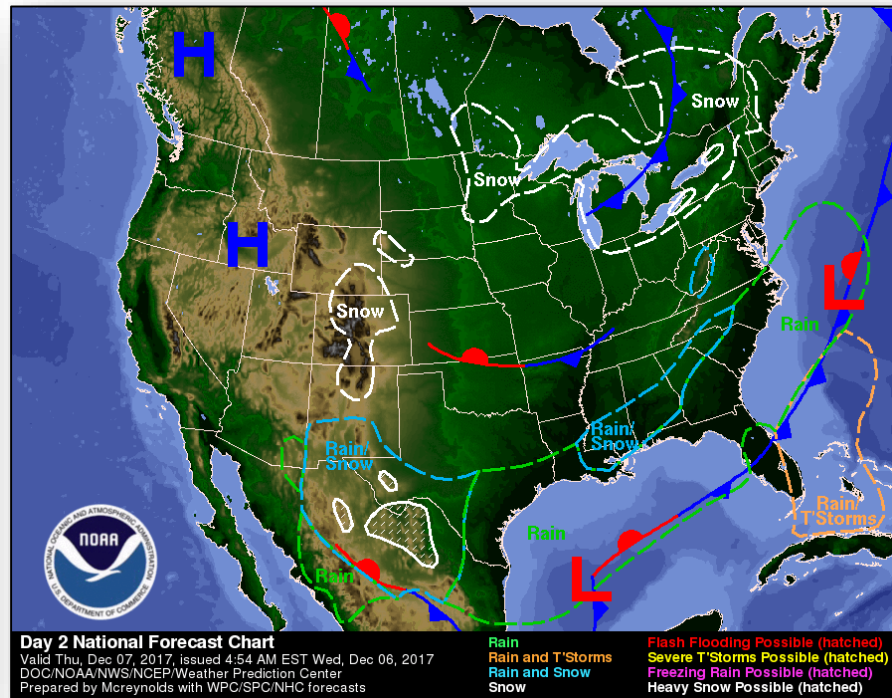
National Weather Forecast



FEMA



Today

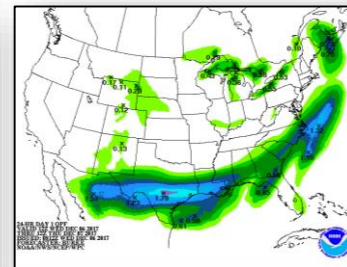
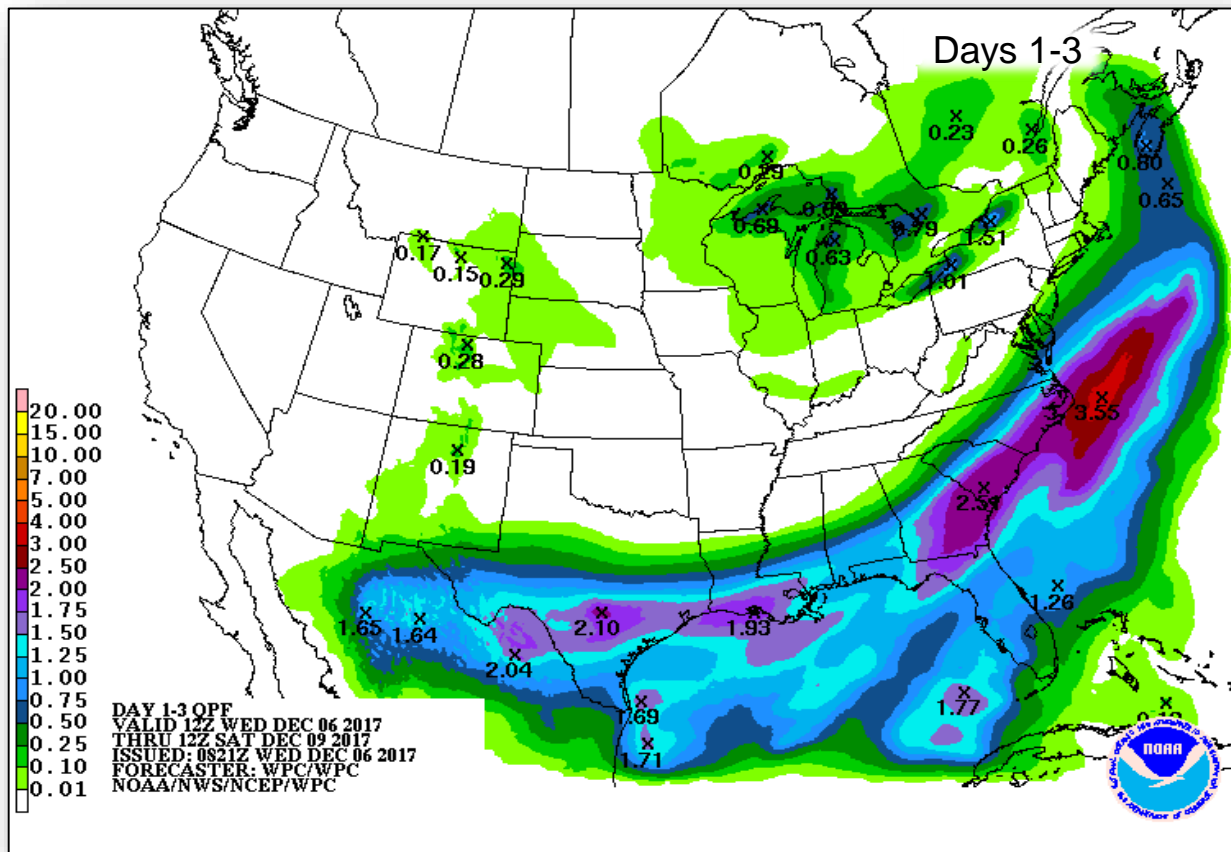


Tomorrow

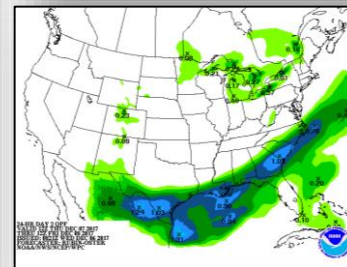
Precipitation Forecast



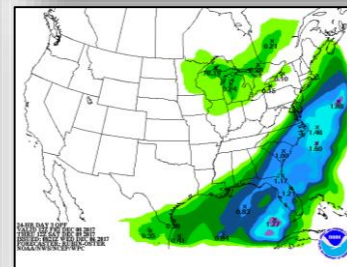
FEMA



Day 1



Day 2

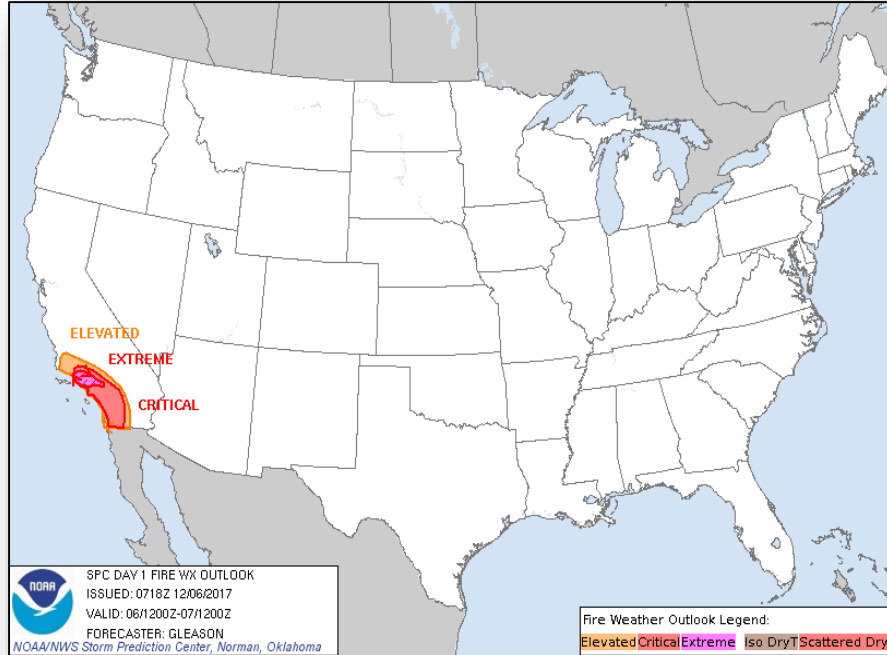


Day 3

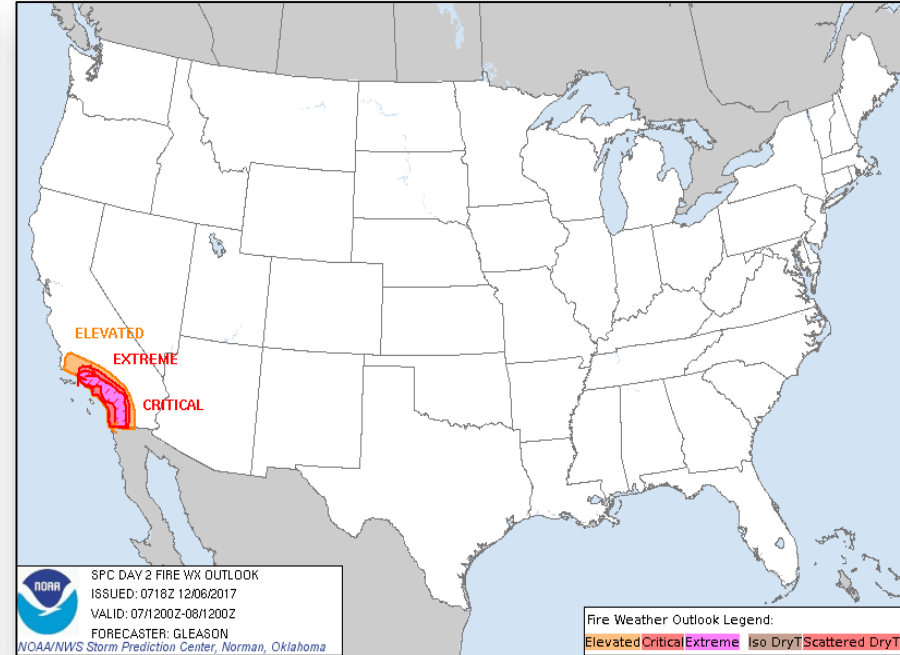
Fire Weather Outlook



FEMA



Today

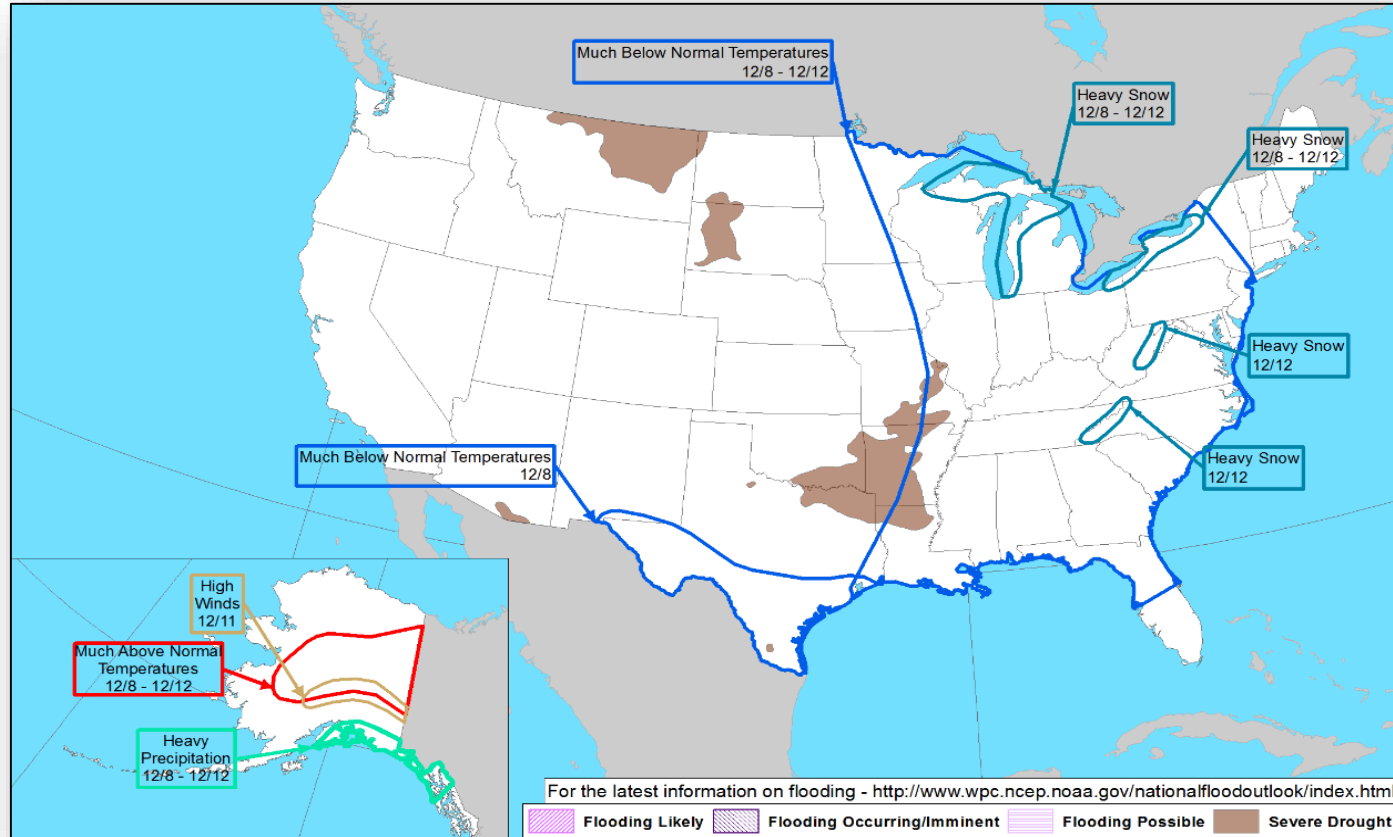


Tomorrow

Hazards Outlook – Dec 8-12



FEMA



Space Weather Summary/Outlook

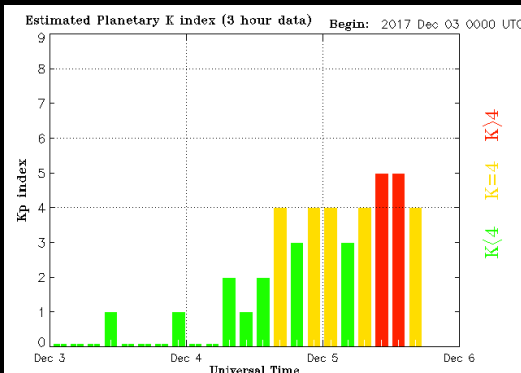
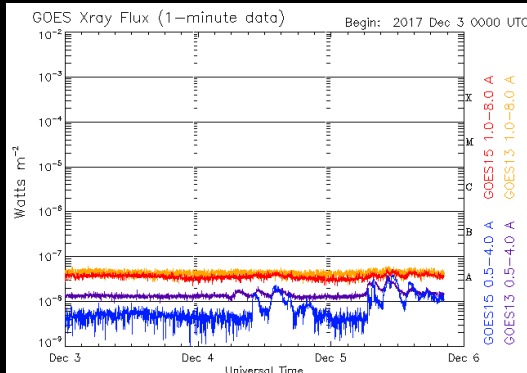


FEMA

Space Weather Summary December 6 th , 2017	Past 48 Hours	Forecast: Dec. 7 th	Forecast: Dec. 8 th
Solar Flare (R Scale) Radio Blackout	None	R1-R2: 1% R3-R5: 1%	R1-R2: 1% R3-R5: 1%
Solar Radiation Storms (S Scale)	None	S1 or > 1%	S1 or > 1%
Geomagnetic Storms (G Scale)	G1 (Minor)	None	None

Summary of Recent Activity/Outlook:

- Quiet across the R, S, scales. Slightly elevated G scale due to coronal hole
- Visible disk is essentially spotless
- Severe or extreme activity is very unlikely at this time



Dave Marshall
SWPC
Dec. 6th, 2017

Creek Fire – CA



FEMA

Fire Name (County)	FMAG # / Approved	Acres burned	Percent Contained	Evacuations (Residents)	Structures			Fatalities / Injuries
					Threatened	Damaged	Destroyed	
Creek (San Fernando/LA County)	5225-FM-CA Dec 5, 2017	11,377	0%	Mandatory (110k)	2,500 homes	0	0	0 / 0

Current Situation

- Fire began December 5 and is threatening homes in and around the communities of San Fernando and Los Angeles, CA

Impacts

- Threatening telecommunication infrastructure, transmission lines
- Shelters: 14 open / 443 occupants (*Statewide)

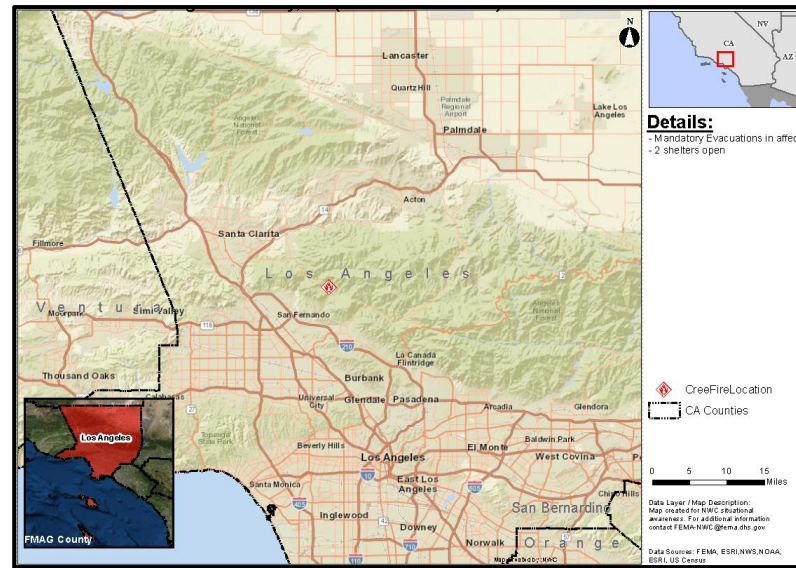
State/Local Response

- Governor has declared a state of emergency
- CA EOC is at Full Activation

FEMA Response

- R-IX Watch is at Steady State; RRCC is Not Activated
- R-IX IMAT-2 deployed CA EOC in Sacramento, CA
- R-IX LNO deployed to CalOES in Los Alamitos, CA
- FMAGs approved for the Thomas, Creek and Rye Fires

*(ARC Midnight Shelter Count)



Rye Fire – CA



FEMA

Fire Name (County)	FMAG # / Approved	Acres burned	Percent Contained	Evacuations (Residents)	Structures			Fatalities / Injuries
					Threatened	Damaged	Destroyed	
Rye (LA County)	5226-FM-CA Dec 5, 2017	5,000	5%	Mandatory	5,460 (5,090 homes)	0	1	0 / 0

Current Situation

- Fire began December 5 and is threatening homes in and around the communities of Santa Clarita, Valencia, Fillmore, and Piru, CA

Impacts

- Threatening three schools, one fire station, LA County Fire Training Center, Magic Mountain, and an Edison Transmission Line
- Shelters: 14 open/443 occupants (*Statewide)

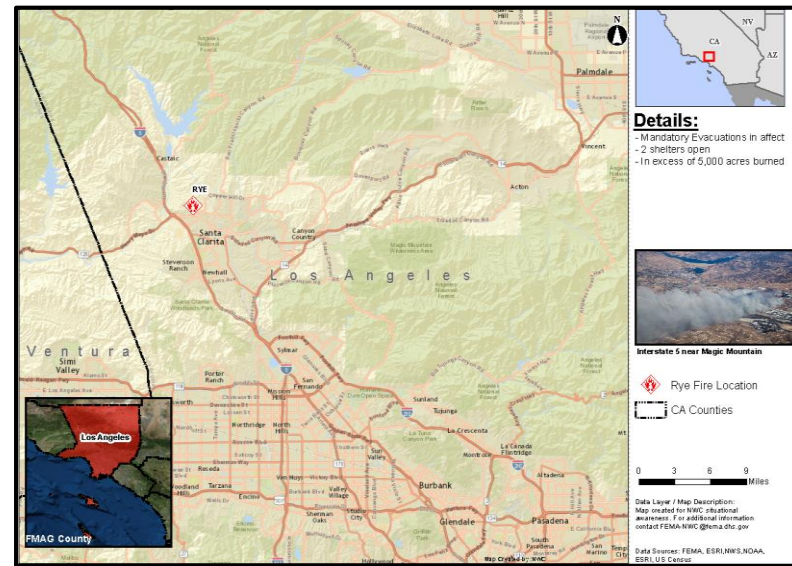
State/Local Response

- Governor has declared a state of emergency
- CA EOC is at Full Activation

FEMA Response

- R-IX Watch is at Steady State; RRCC is Not Activated
- R-IX IMAT-2 deployed CA EOC in Sacramento, CA
- R-IX LNO deployed to CalOES in Los Alamitos, CA

* (ARC Midnight Shelter Count)



Wildfire Summary



FEMA

Fire Name (County)	FMAG # (Approved Date)	Acres Burned	Percent Contained	Evacuations (Residents)	Structures			Fatalities / Injuries
					Threatened	Damaged	Destroyed	
California (3)								
Thomas (Ventura County)	5224-FM-CA Dec 5, 2017	55,000 (+35,000)	0%	Mandatory (28k)	12,000 (8,000 homes)	0	150	1 / 1
Creek (San Fernando/LA County)	5225-FM-CA Dec 5, 2017	11,377	0%	Mandatory (110k)	2,500 homes	0	0	0 / 0
Rye (LA County)	5226-FM-CA Dec 5, 2017	5,000	5%	Mandatory	5,460 (5,090 homes)	0	1	0 / 0

FMAG Requests and Declarations



FEMA

Action (since last report)			Total	FMAG No. and State	
Requests DENIED			0		
Requests APPROVED			3	FEMA-5224-FM; California FEMA-XXXX-FM; California FEMA-XXXX-FM; California	
Approved FMAG Data					
Fiscal Year	Current FYTD	MTD	Monthly Average*	Cumulative Acres Burned FYTD	Cumulative Denied FMAGs FYTD
2018	3	3	0	20,000	0
Fiscal Year	Total Previous FY	Yearly Average**		Total Acres Burned Previous Fiscal Year	Total Denied FMAGs Previous Fiscal Year
2017	60	37.7		870,016	16

* Reflects the three year average for current month

** Reflects three year total average

Disaster Amendments



FEMA

Amendment	Effective Date	Action
Amendment No. 2 to FEMA-4342-DR-ID	November 29, 2017	Changes the FCO to Thomas J. Dargan

Disaster Requests & Declarations



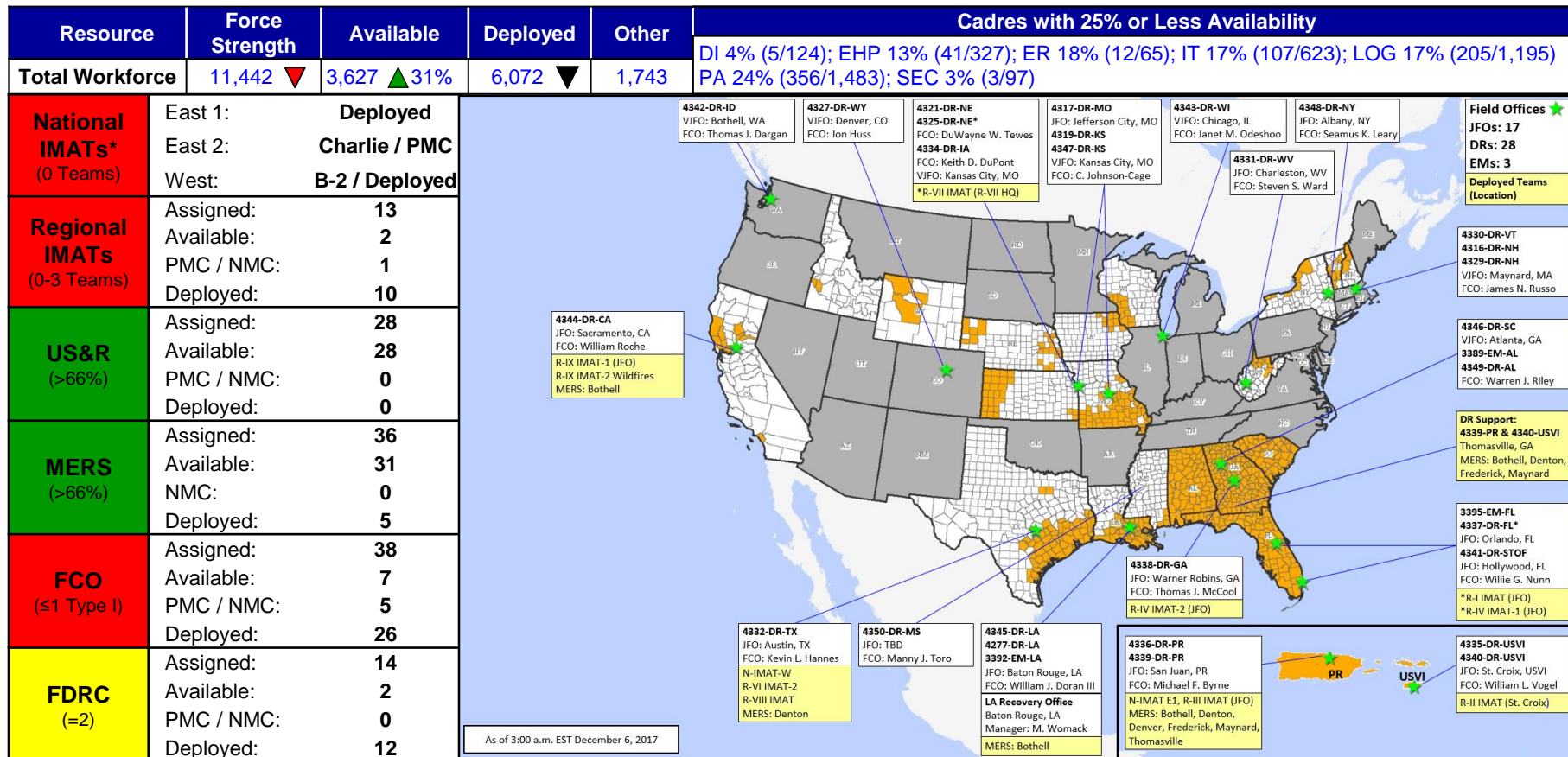
FEMA

Declaration Requests in Process					Requests APPROVED (since last report)	Requests DENIED (since last report)
7	IA	PA	HM	Date Requested	0	0
NY – DR Severe Storms, Tornadoes, and Flooding	X	X	X	August 31, 2017		
NH – DR Severe Storms and Flooding		X	X	November 27, 2017		
VT – DR Severe Storms and Flooding		X	X	November 27, 2017		
AK – DR Severe Storm		X	X	November 27, 2017		
ME – DR Severe Storms and Flooding		X	X	November 30, 2017		
Pueblo of Acoma – DR Severe Storms and Flooding		X	X	November 30, 2017		
MT – DR Wildfires		X	X	November 15, 2017		

Readiness – Deployable Teams and Assets



FEMA



*B-2 Status: Assemble ≤ 2 hours, On Site ≤ 18 hours; B-48 Status: Assemble and deploy ≤ 48 hours; Charlie Status: No team assemble time requirement

Regional Back-up Slide



FEMA

Definition	Weighting			FEMA Region									
				I	II	III	IV	V	VI	VII	VIII	IX	X
Likelihood of imminent disaster that will exhaust the staffing resources of the region.	Steady State (15)	Localized (9)	Multiple (3)	9	15	9	15	15	15	15	9	9	9
Availability of the extra staff resources.	Multiple Teams (20)	Extra Team (12)	<1 Full Team (4)	4	4	4	4	12	12	4	4	4	4
Number of open or potential JFOs within the region that require staffing over the next 2 weeks relative to the number of states in the region.	≤ 25% (5)	≤ 50% ≥ (3)	≥ 75% (1)	5	1	5	3	5	3	3	5	5	5
Number of active or potential disasters/emergencies being worked within the region that require staffing over the next 2 weeks relative to the number of states in the region.	≤ 25% (10)	≤ 50% ≥ (6)	≥ 75% (2)	6	2	10	2	10	2	2	10	10	10
Totals				24	22	28	24	42	32	24	28	28	28

Regions V and VI

FEMA Readiness – Activation Teams



FEMA

Resource	Status	Total	Status	Activated Team	Activation Level	Activation Times	Reason/Comments
NWC		5	Steady State				
NRCC		2	Not Activated				
HLT		1	Not Activated				
RWCs/MOCs		10	Steady State				
RRCCs		10	Not Activated				

Back-up Regions: V and VI



FEMA

FEMA's mission is to support our citizens and first responders to ensure that as a nation we work together to build, sustain, and improve our capability to prepare for, protect against, respond to, recover from, and mitigate all hazards.