

The Disaster Center is dedicated to the idea that disaster mitigation is cost effective and individuals pursuing their own interest are the greatest potential force for disaster reduction.

Please consider making a small donation to the Disaster Center



When disaster mitigation is cost effective, we are on the road to bringing disasters to an end.



# **FEMA**

## **Daily Operations Briefing**

**Sunday, December 7, 2014**

**8:30 a.m. EST**

# Significant Activity: Dec 6-7



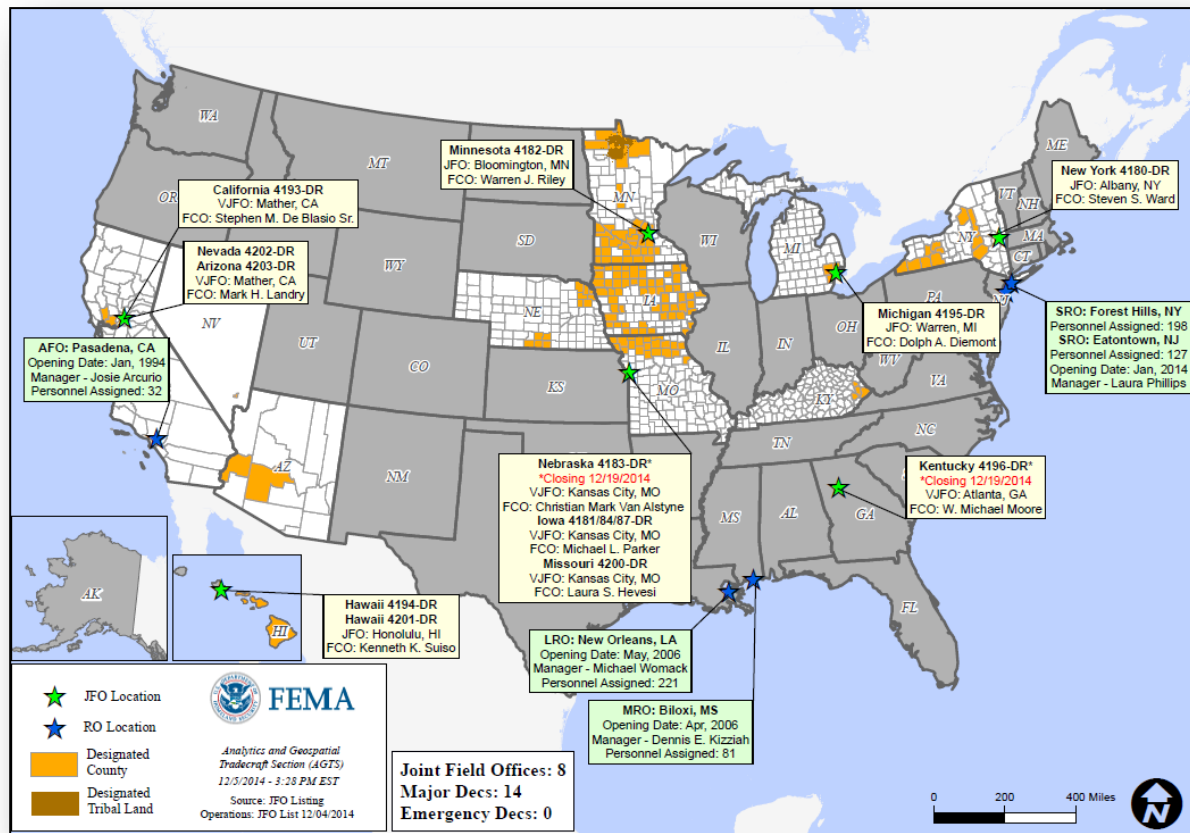
**Significant Events:** None

**Significant Weather:**

- Freezing rain possible – Upper Mississippi Valley/Great Lakes
- Snow – Northern Rockies
- Critical/Elevated Fire Weather Areas: None; Red Flag Warnings: None
- Space Weather: Past 24 hours – G1 Minor; next 24 hours – no space weather predicted

**FEMA Readiness:** No changes

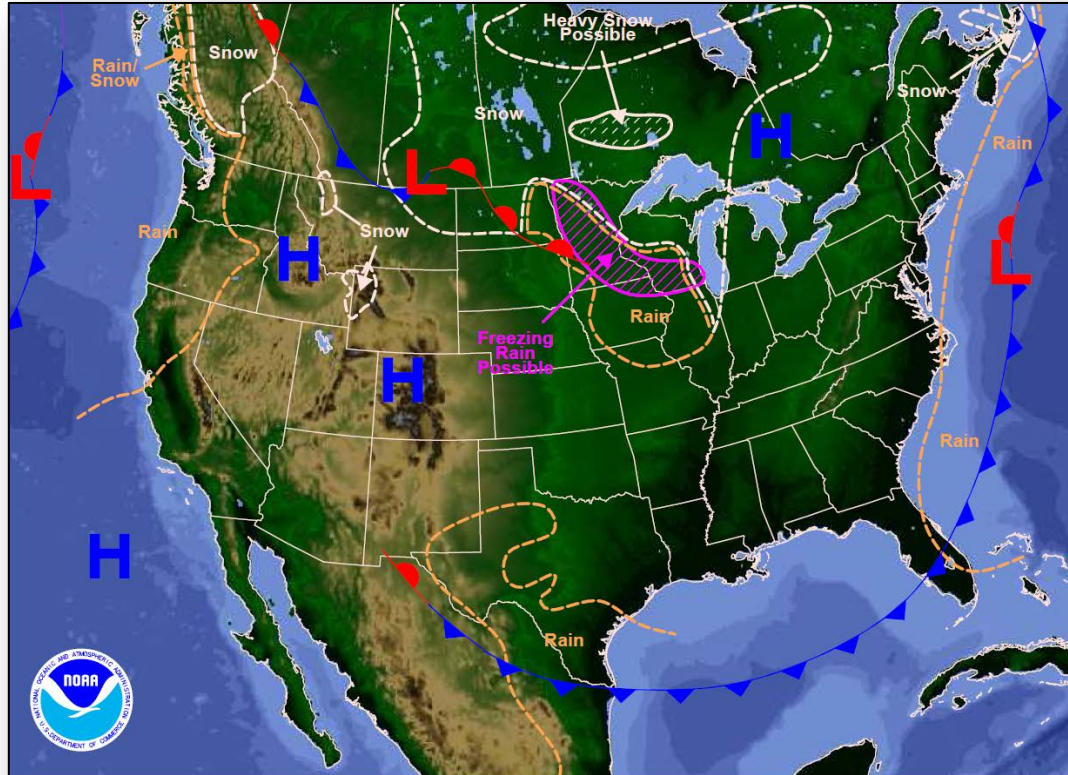
# Open Field Offices as of Dec 7



# National Weather Forecast

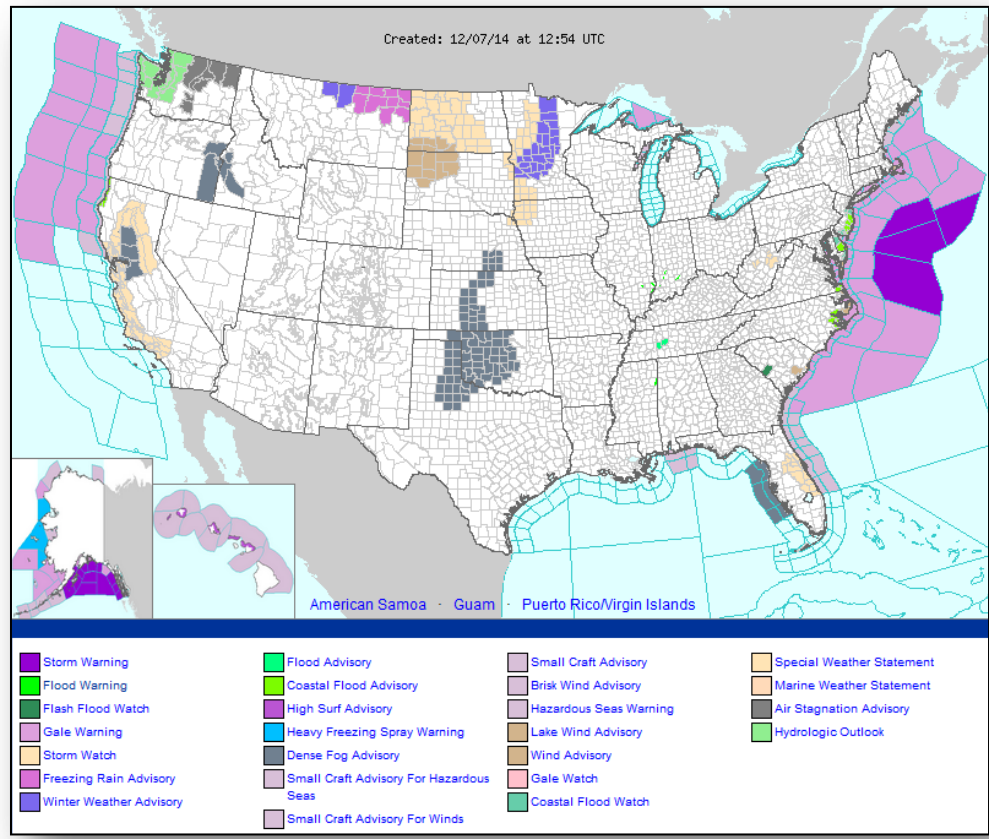


FEMA

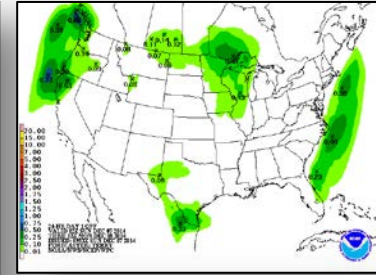
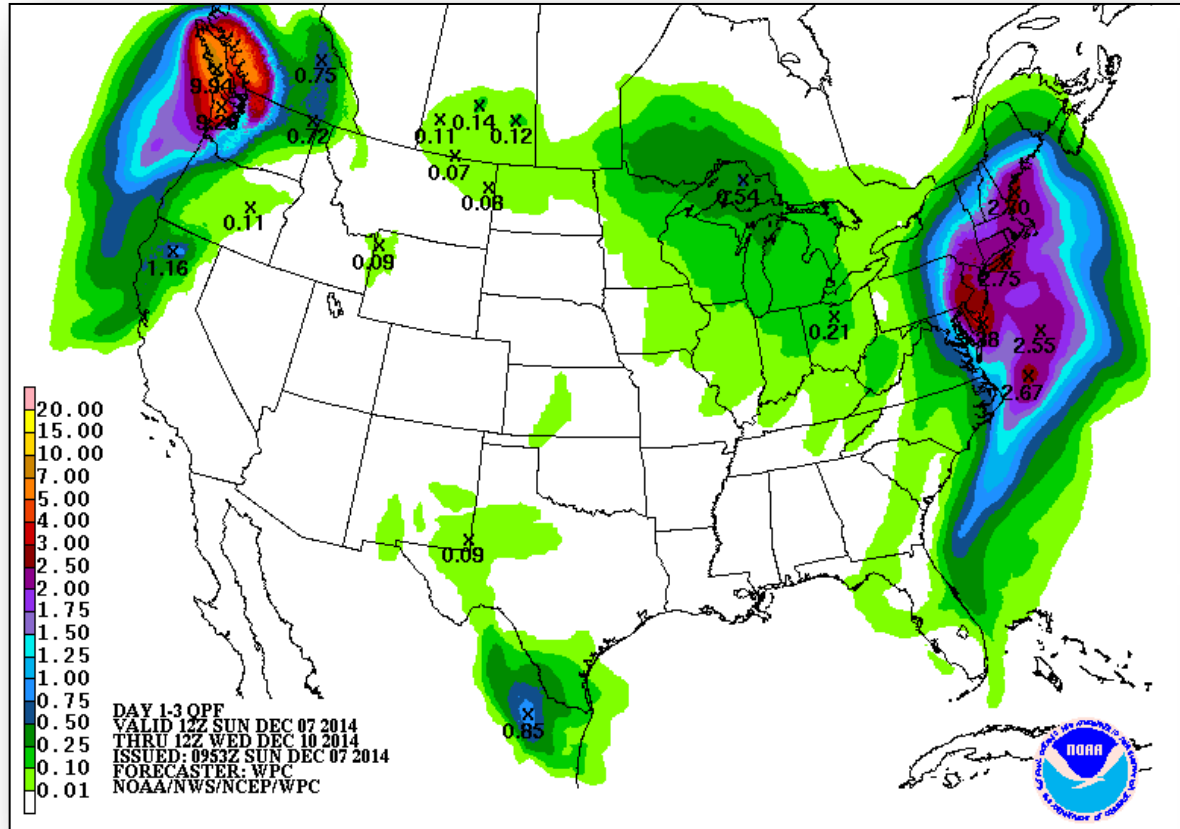


Weather Forecast for Sun, Dec 07, 2014, issued 3:34 AM EST  
DOC/NOAA/NWS/NCEP/Weather Prediction Center  
Prepared by Kong based on WPC, SPC and NHC forecasts

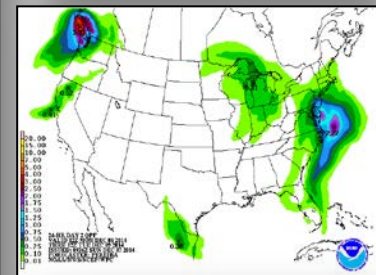
# Active Watches/Warnings



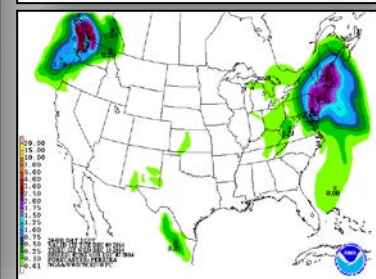
# Precipitation Forecast – 3 Day



Day 1



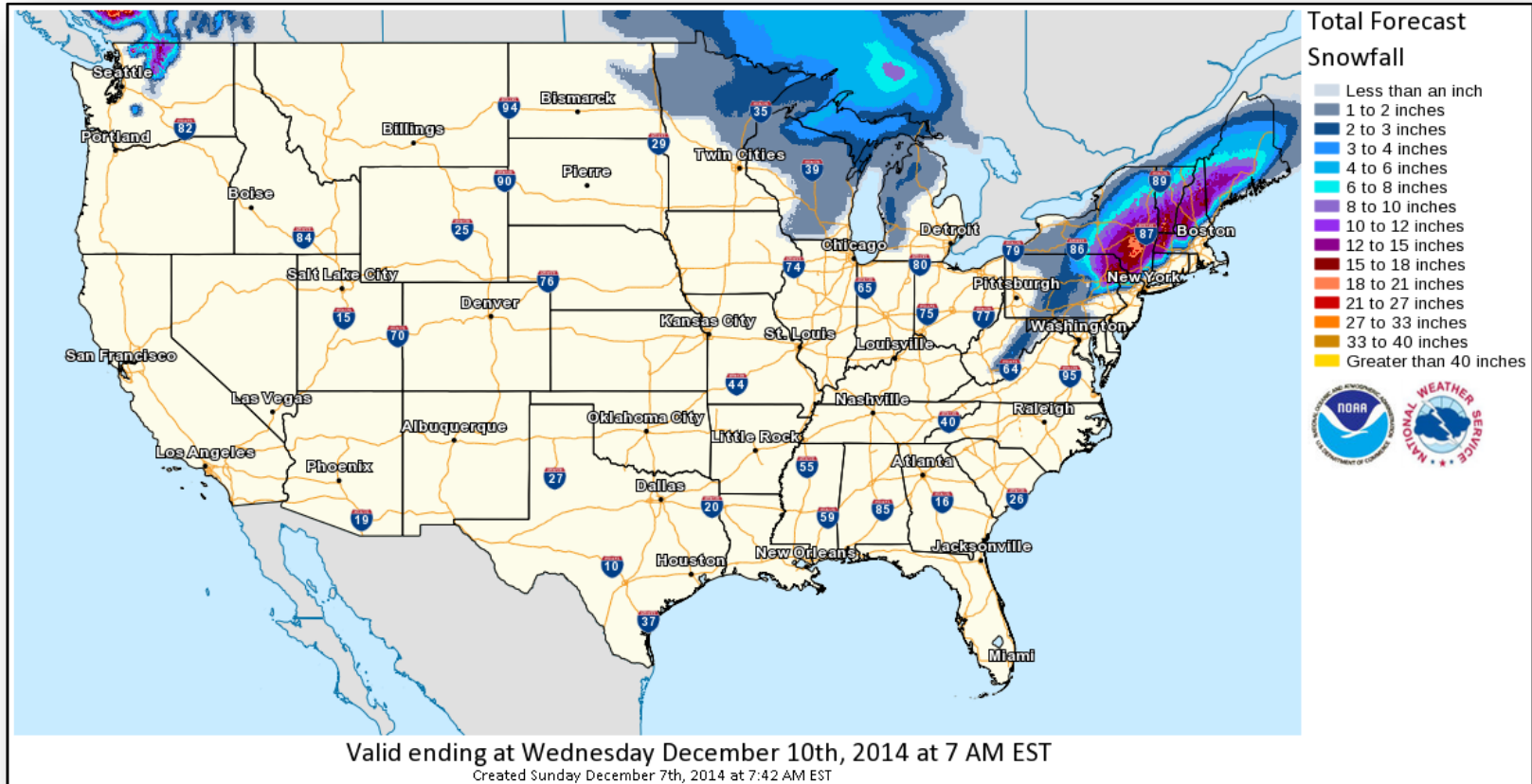
Day 2



Day 3

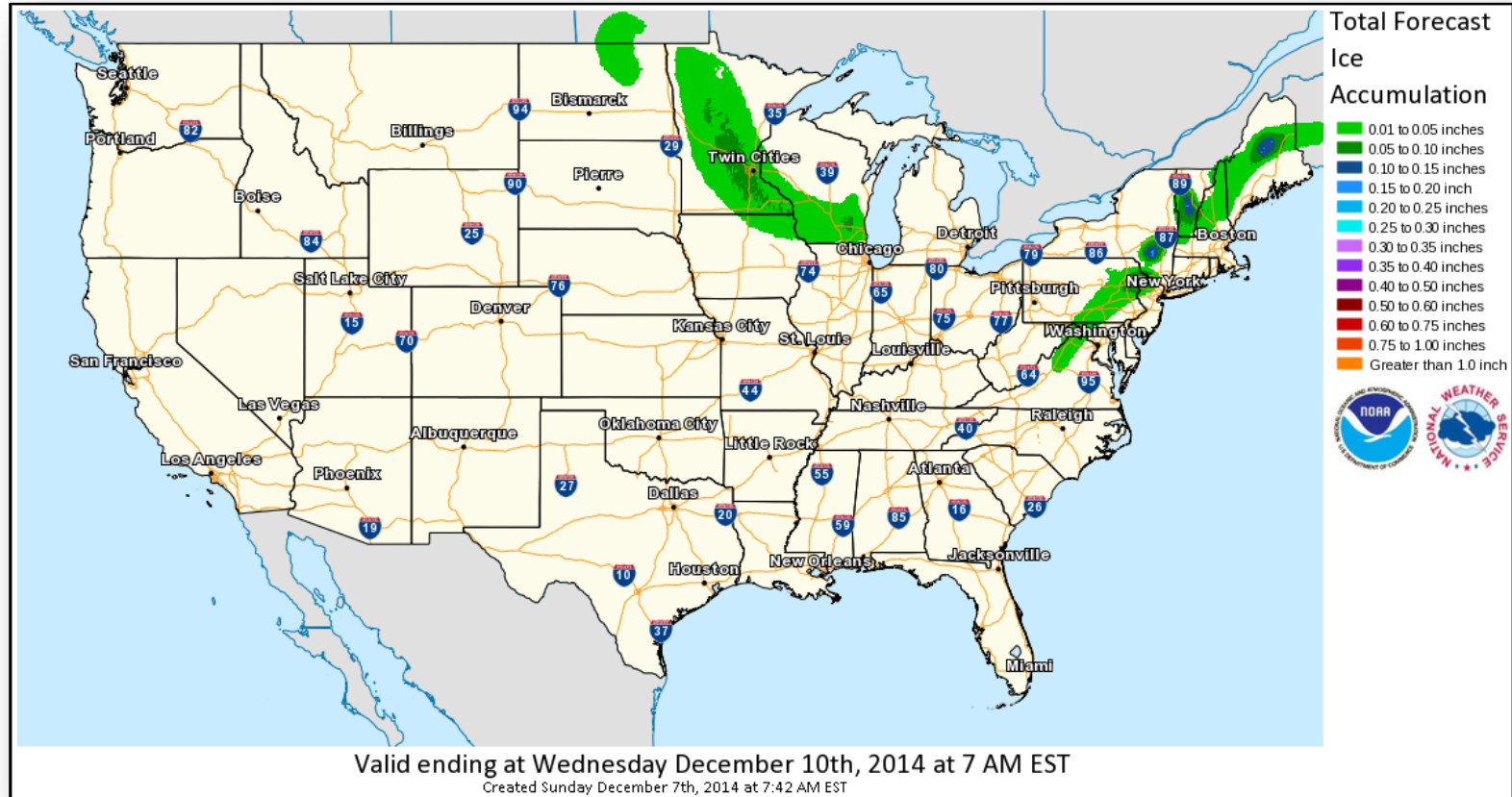


# Total Forecast Snowfall





# Total Forecast Ice Accumulation



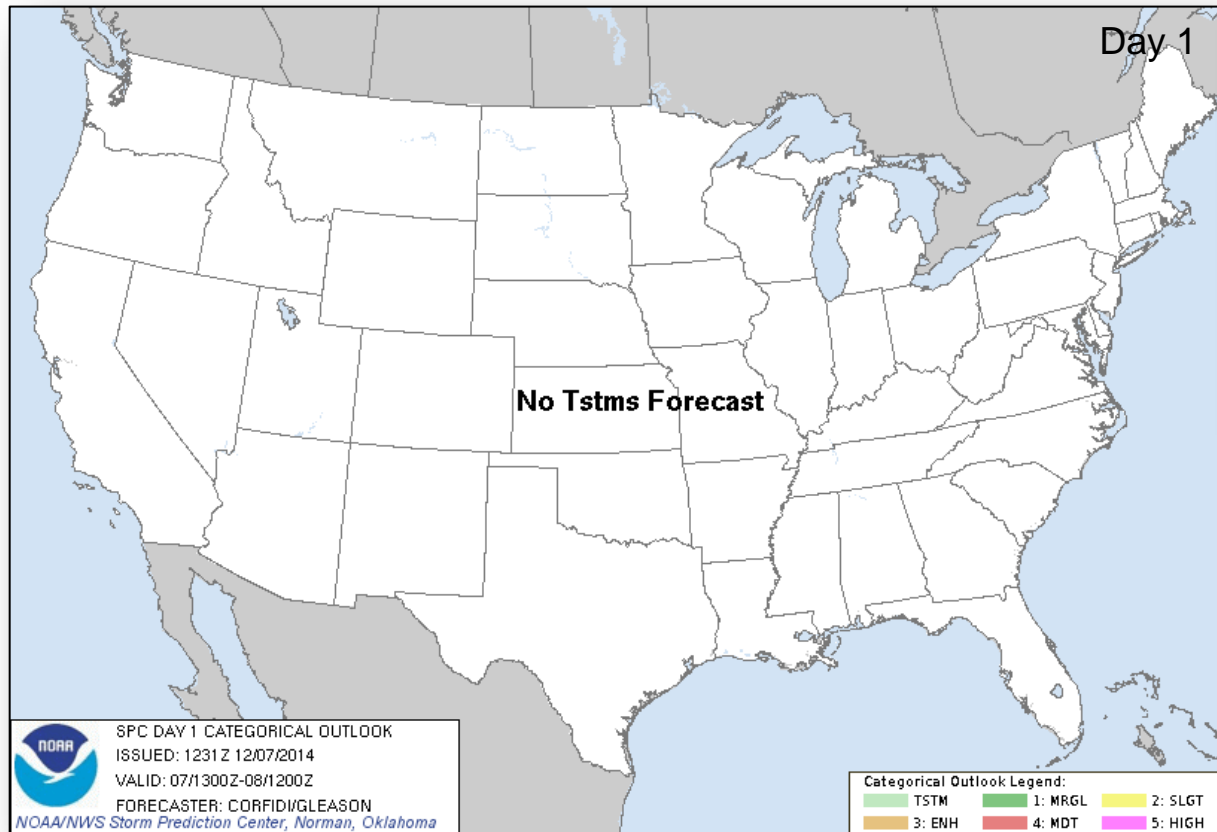
# River Forecast



FEMA

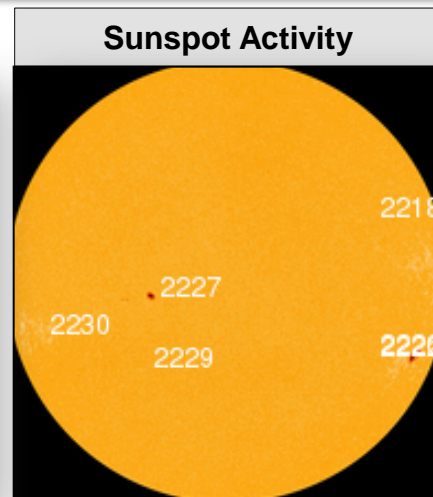
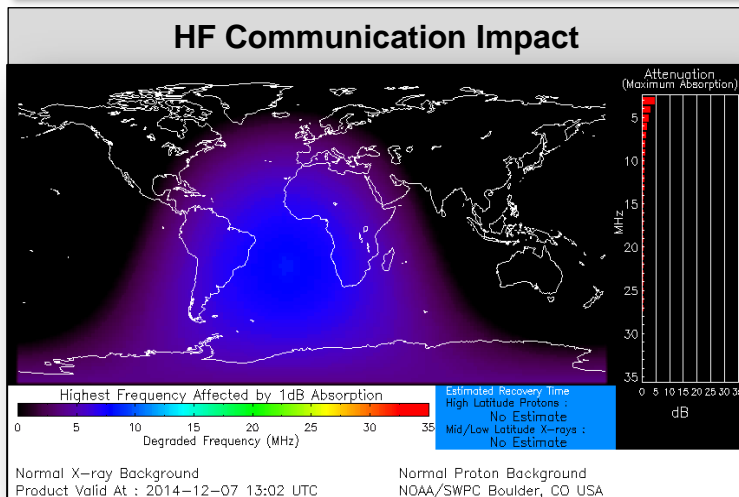


# Convective Outlook, Days 1-3



# Space Weather

NOAA Scales Activity (Range: 1/minor to 5/extreme)	Past 24 Hours	Current	Next 24 Hours
Space Weather Activity:	Minor	None	None
• Geomagnetic Storms	G1	None	None
• Solar Radiation Storms	None	None	None
• Radio Blackouts	None	None	None



# FEMA Readiness – Deployable Teams /Assets



Deployable Teams/Assets									
Resource	Status	Total	FMC Available		Partially Available	Not Available	Detailed Deployed Activated	Comments	Rating Criterion
FCO		40	15	38%	0	2	23		OFDC Readiness: FCO   Green   Yellow   Red Type 1   3+   2   1 Type 2   4+   3   2 Type 3   4   3   2  FDRC   3   2   1
FDRC		10	7	70%	0	0	3		
US&R		28	27	96%	0	1	0	• NM-TF1 (Red – Personnel shortages)	• Green = Available/FMC • Yellow = Available/PMC • Red    = Out-of-Service • Blue    = Assigned/Deployed
National IMAT		3	1	33%	0	0	2	• IMAT East 1 – Deployed to FEMA HQ • IMAT West – Deployed to GA	• Green: 3 avail • Yellow: 1-2 avail • Red: 0 avail ( <i>Individual N-IMAT red if 50% of Section Chiefs and/or Team Leader is unavailable for deployment.</i> )
Regional IMAT		13	8	62%	1	3	1	<u>Partially Mission Capable (PMC):</u> • Region VI-1 <u>Not Mission Capable (NMC):</u> • Regions IV-3, V & IX-1 (personnel shortages) <u>Deployed</u> • Region IX-2 to CA	• Green: 7 or more avail • Yellow: 4 - 6 teams available • Red: > 8 teams deployed/unavailable  <i>R-IMAT also red if TL Ops/Log Chief is unavailable and has no qualified replacement.</i>
MCOV		60	60	100%	0	0	0		• Green = 80 – 100% avail • Yellow = 60 – 79% avail • Red = 59% or below avail • Readiness remains 95%

# FEMA Readiness – National/Regional Teams



National/Regional Teams									
Resource	Status	Total	FMC Available		Partially Available	Not Available	Deployed/ Activated	Comments	Rating Criterion
NWC		5	5	100%	0	0	Activated	Enhanced Watch (day only)	<ul style="list-style-type: none"><li>• Green = FMC</li><li>• Yellow = PMC</li><li>• Red = NMC</li></ul>
NRCC		2	344	89%	0	44	Not Activated		
HLT		1	N/A	N/A	0	0	Not Activated		
DEST							Not Activated		
RRCCs		10	10	100%	0	0	Not Activated		
RWCs/MOCs		10	10	100%	0	0	Not Activated		





# FEMA

**FEMA's mission is to support our citizens and first responders to ensure that as a nation we work together to build, sustain, and improve our capability to prepare for, protect against, respond to, recover from, and mitigate all hazards.**