

The Disaster Center is dedicated to the idea that disaster mitigation is cost effective and individuals pursuing their own interest are the greatest potential force for disaster reduction.

Please consider making a small donation to the Disaster Center



When disaster mitigation is cost effective, we are on the road to bringing disasters to an end.



# **FEMA**

## **Daily Operations Briefing**

**Monday, December 7, 2015**

**8:30 a.m. EST**

# Significant Activity: Dec 6 – 7



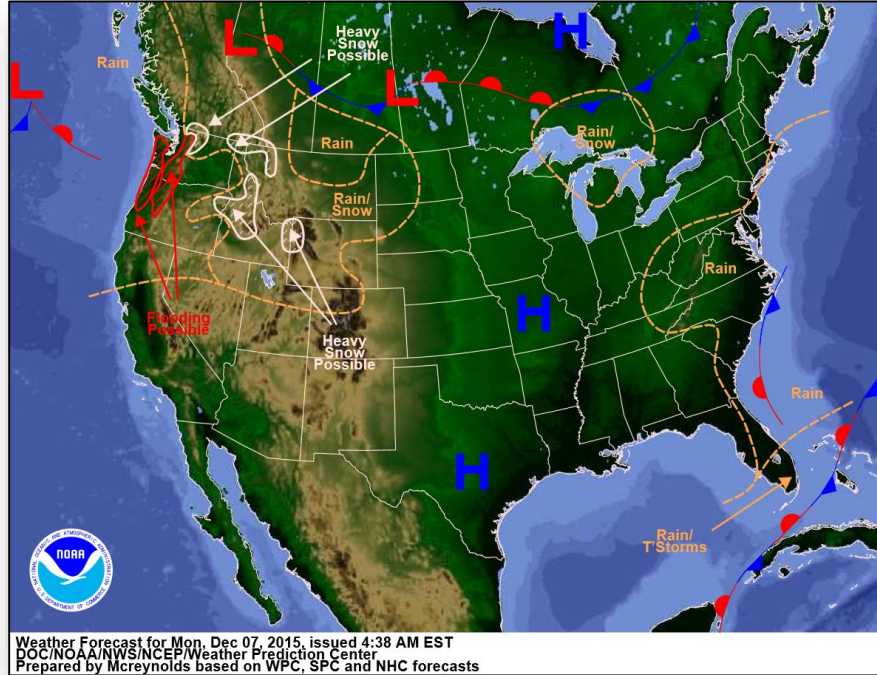
**Significant Events:** None

## **Significant Weather:**

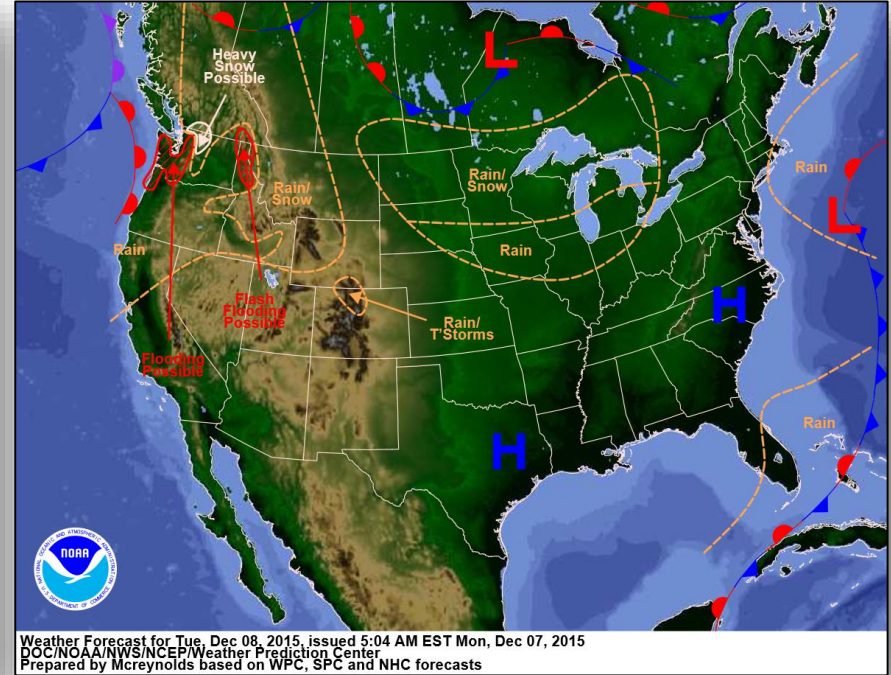
- Heavy snow – Northern Cascades, Northern Intermountain West and Northern Rockies
- Heavy rain – Pacific Northwest, Northern Intermountain, & Northern Rockies
- Snow – Northern Intermountain & Rockies
- Red Flag Warnings: None
- Critical/Elevated Fire Weather Areas: None
- Space weather: Past 24 hours – Minor, G1 Level geomagnetic storms occurred; Next 24 hours – Minor, G1 Level geomagnetic storms likely

**Declaration Activity:** None

# National Weather Forecast



*Today*

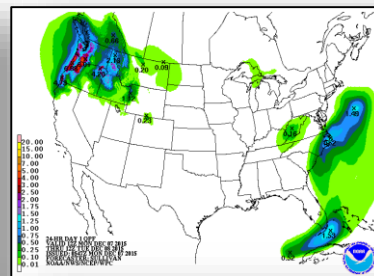
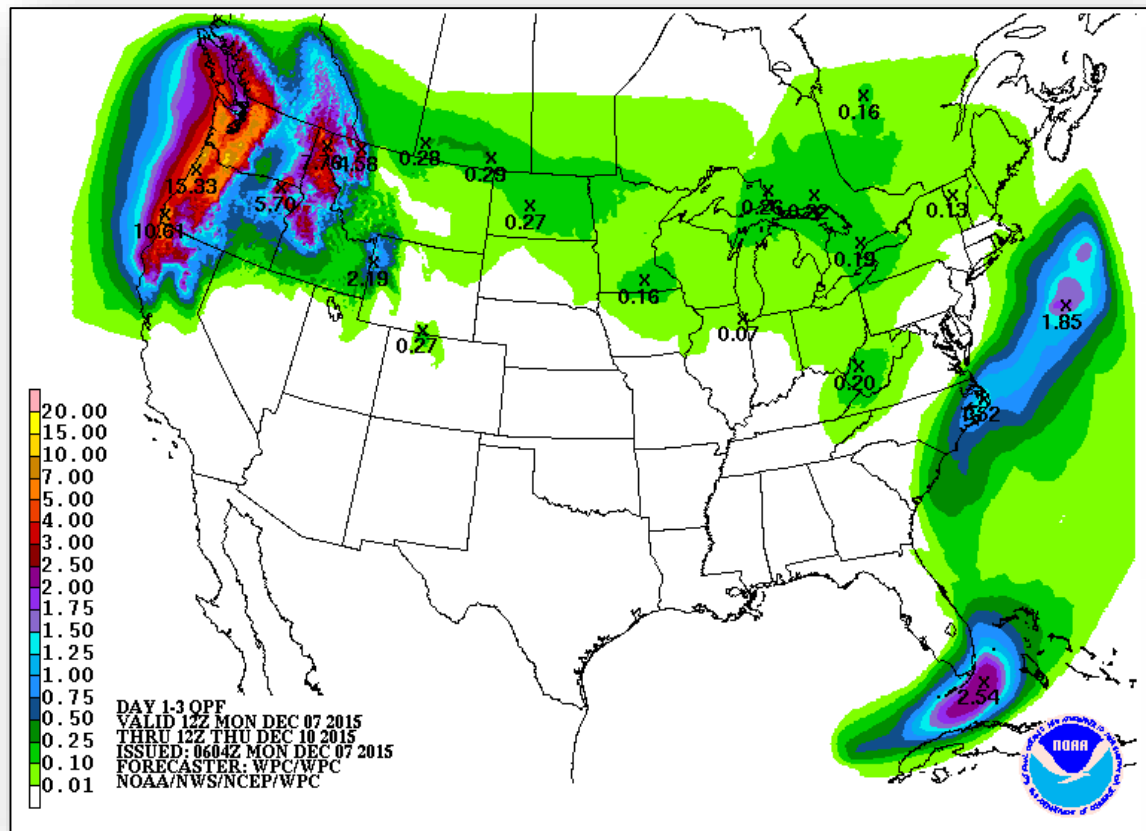


*Tomorrow*

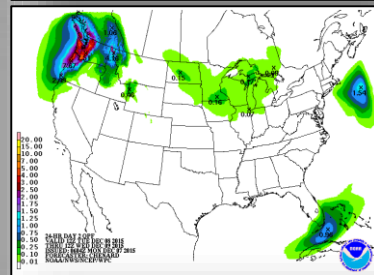
# Precipitation Forecast, 1-3 Day



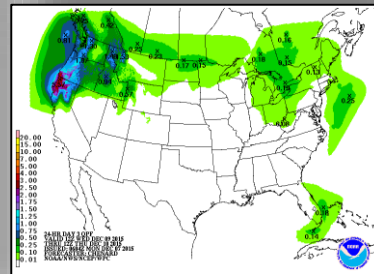
FEMA



Day 1

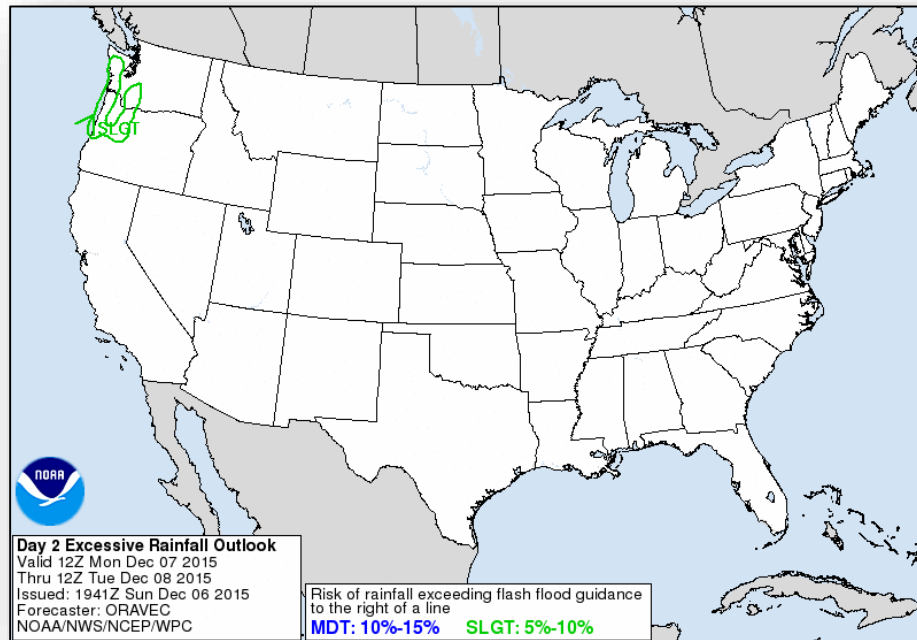


Day 2

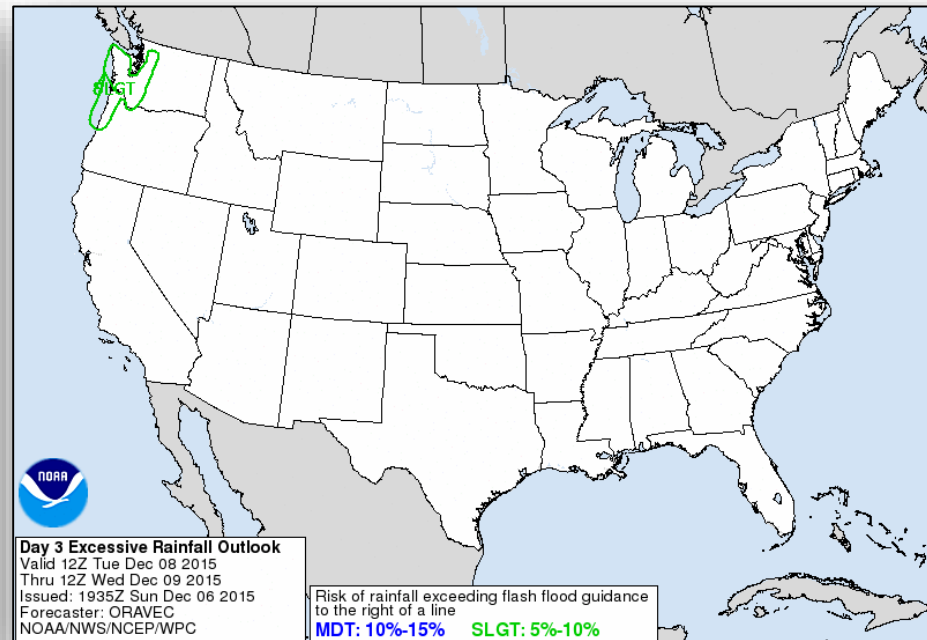


Day 3

# Flash Flood Potential



Day 2



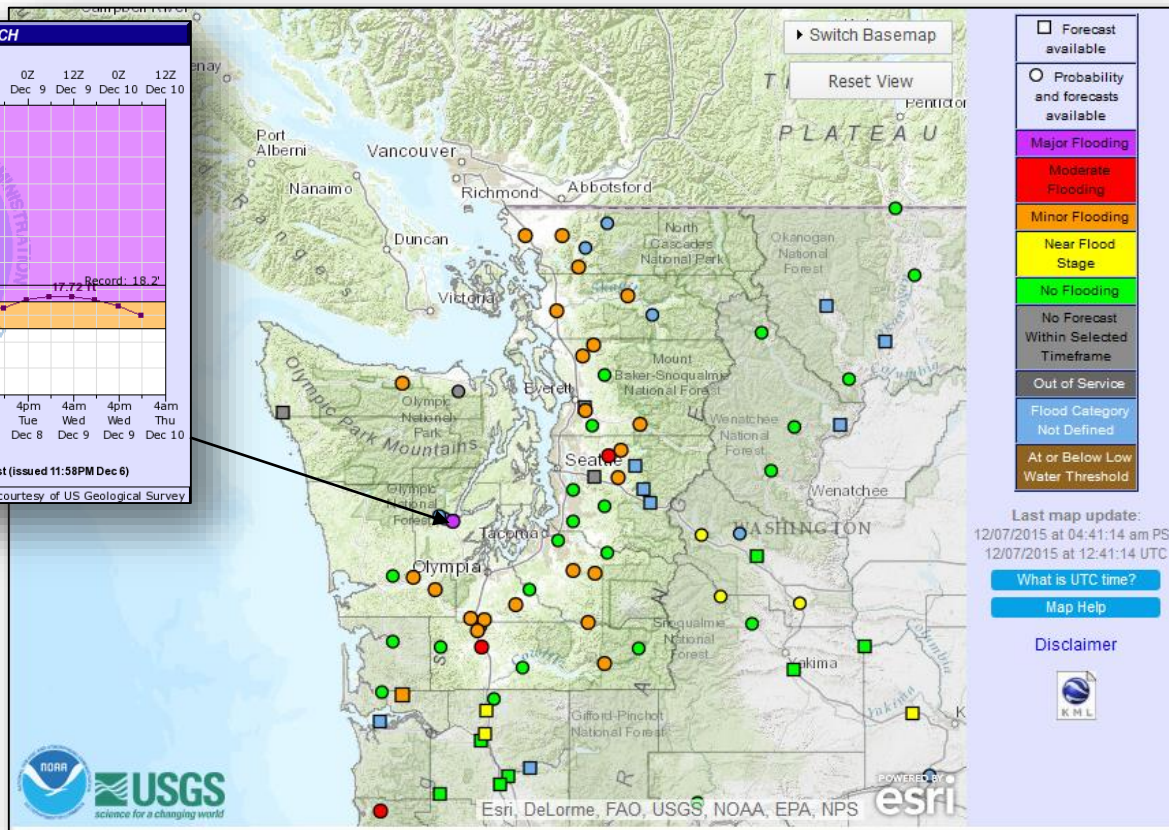
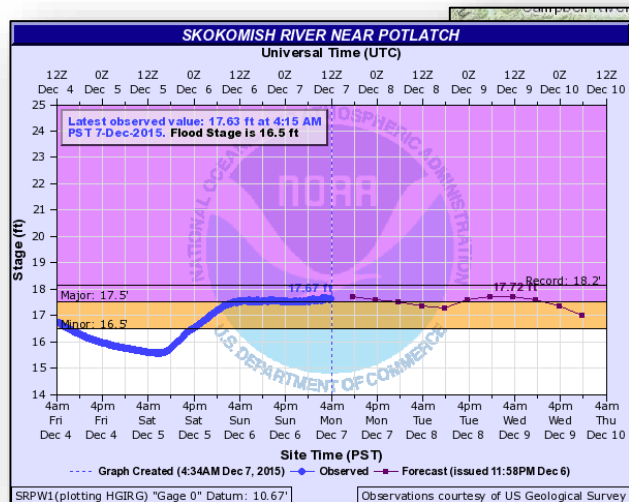
Day 3



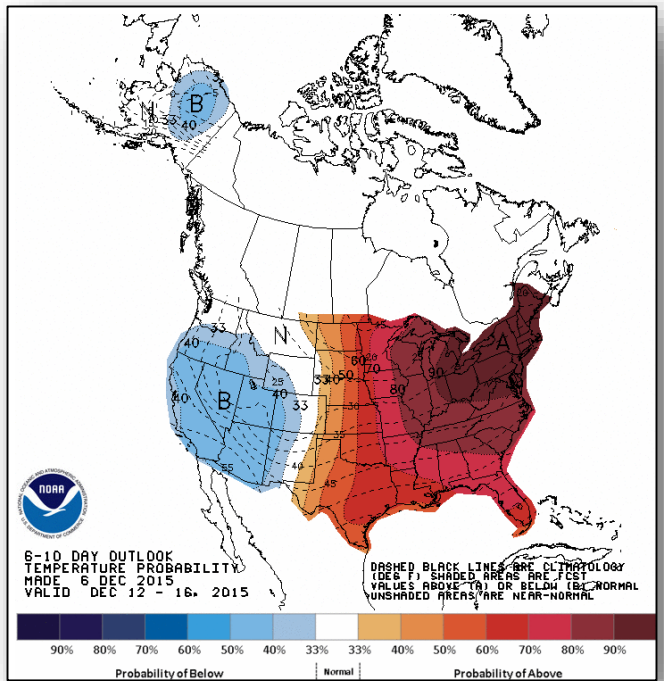
# River Flood Forecast



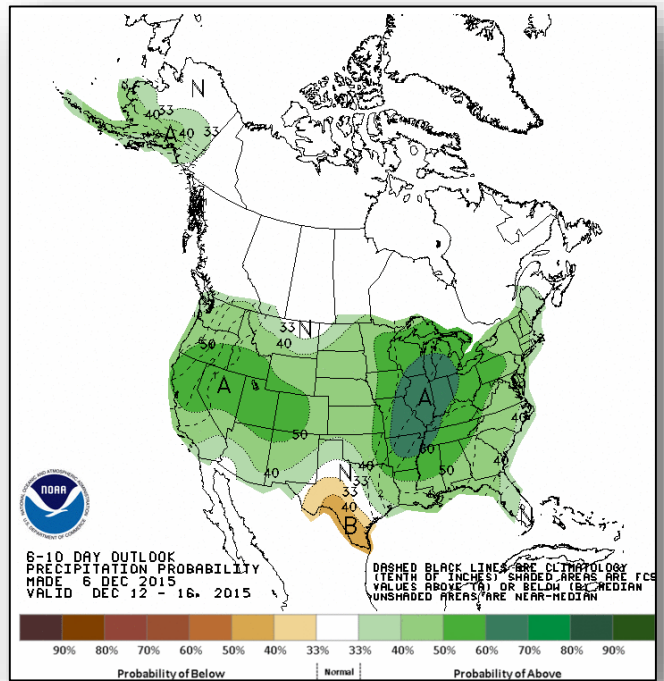
FEMA



# 6-10 Day Outlooks



*Temperature Probability*





*Precipitation Probability*



# Space Weather

	Past 24 Hours	Current	Next 24 Hours
Space Weather Activity	Minor	None	Minor
Geomagnetic Storms	G1	None	G1
Solar Radiation Storms	None	None	None
Radio Blackouts	None	None	None

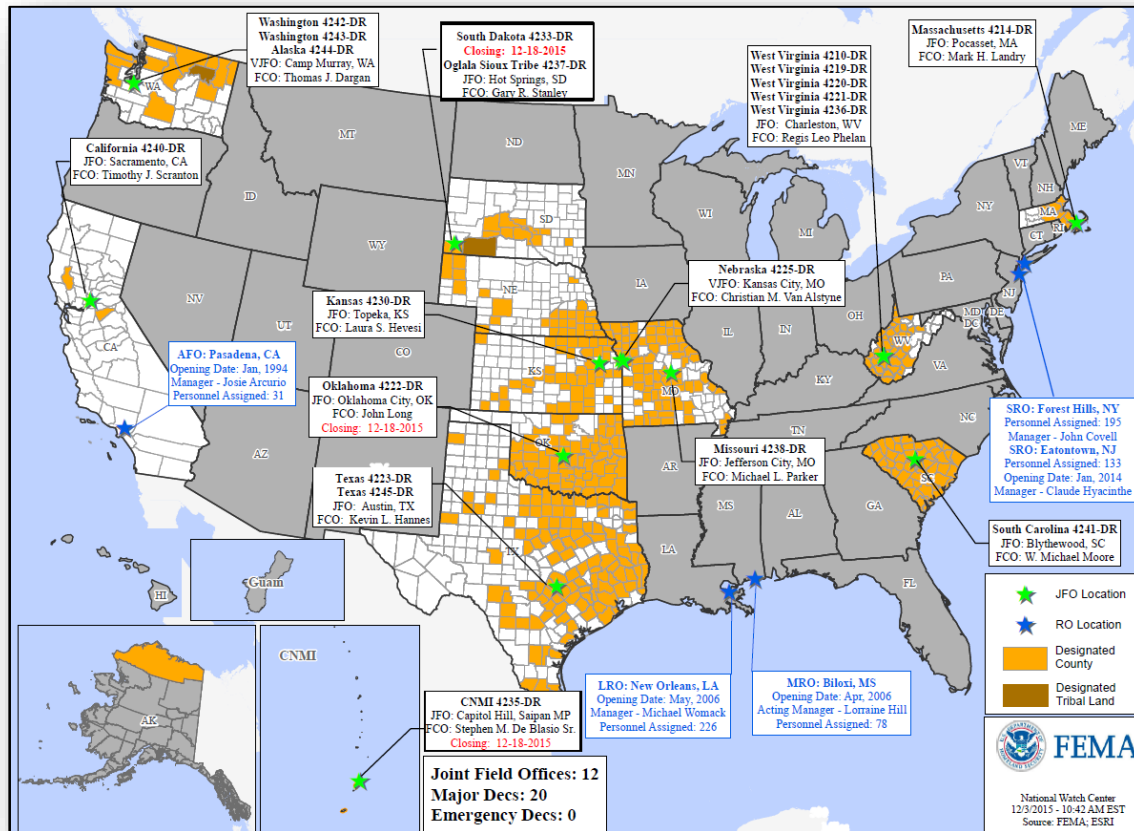


# Disaster Requests & Declarations



Declaration Requests in Process		Requests APPROVED (since last report)	Requests DENIED (since last report)
1	Date Requested	0	0
NC – DR (Appeal) Severe Storms, and Flooding	November 24, 2015		

# Open Field Offices as of December 7



# Joint Preliminary Damage Assessments



Region	State / Location	Event	IA/PA	Number of Counties		Start – End
				Requested	Complete	
VI	TX	Heavy Rain & Flooding October 30-31, 2015	PA	15	6	11/19 - TBD
VI	OK	Winter Storm, Freezing Rain, Ice, & Flooding November 28-30, 2015	PA	7	0	12/8 -TBD
X	ID	Severe Wind Storm November 17-18, 2015	PA	4	0	12/8 - TBD

# FEMA Readiness – Deployable Teams /Assets



Deployable Teams/Assets									
Resource	Status	Total	FMC Available		Partially Available	Not Available	Detailed, Deployed, Activated	Comments	Rating Criterion
FCO		38	17	49%	0	3	18		OFDC Readiness: FCO    Green    Yellow    Red Type 1    3+            2            1 Type 2    4+            3            2 Type 3    4                3            2  FDRC    3                2            1
FDRC		8	3	38%	0	0	5		
US&R		28	27	96%	0	1	0	NM-TF1 (Red) – Personnel shortages	<ul style="list-style-type: none"> <li>• Green = Available/FMC</li> <li>• Yellow = Available/PMC</li> <li>• Red = Out-of-Service</li> <li>• Blue = Assigned/Deployed</li> </ul>
National IMAT		3	3	100	0	0	0		<ul style="list-style-type: none"> <li>• Green: 3 avail</li> <li>• Yellow: 1-2 avail</li> <li>• Red: 0 avail (<i>Individual N-IMAT red if 50% of Section Chiefs and/or Team Leader is unavailable for deployment.</i>)</li> </ul>
Regional IMAT		13	7 (+1)	53%	0	1	5 (-1)	<u><b>Deployed:</b></u> RIV (Team 1) returned from SC and now available RVI (Team 2) Deployed to TX RVII Deployed to MO RIX (Team 1) Deployed to CNMI; (Team 2) Deployed to CA RX Deployed to WA  <u><b>NMC:</b></u> RV (Team 1) Red – Personnel Shortages	<ul style="list-style-type: none"> <li>• Green: 7 or more avail</li> <li>• Yellow: 4 - 6 teams available</li> <li>• Red: &gt; 8 teams deployed/unavailable</li> </ul> <i>R-IMAT also red if TL Ops/Log Chief is unavailable &amp; has no qualified replacement</i>
MCOV		59	32	54%	0	12	15	10 MCOVs deployed to SC (FEMA-4241-DR) 5 MCOVs deployed to TX (FEMA-4245-DR)	<ul style="list-style-type: none"> <li>• Green = 80 – 100% avail</li> <li>• Yellow = 60 – 79% avail</li> <li>• Red = 59% or below avail</li> <li>• Readiness remains 95%</li> </ul>



# FEMA Readiness – National/Regional Teams



National/Regional Teams									
Resource	Status	Total	FMC Available		Partially Available	Not Available	Status	Comments	Rating Criterion
NWC		5	5	100%	0	0	Watch/Steady State		<ul style="list-style-type: none"> <li>• Green = FMC</li> <li>• Yellow = PMC</li> <li>• Red = NMC</li> </ul>
NRCC		2	344	89%	0	44	Not Activated		
HLT		1	N/A	N/A	0	0	Not Activated		
DEST							Not Activated		
RRCCs		10	10	100%	0	0	Not Activated		
RWCs/MOCs		10	10	100%	0	0	Not Activated		



# FEMA

**FEMA's mission is to support our citizens and first responders to ensure that as a nation we work together to build, sustain, and improve our capability to prepare for, protect against, respond to, recover from, and mitigate all hazards.**