

The Disaster Center is dedicated to the idea that disaster mitigation is cost effective and individuals pursuing their own interest are the greatest potential force for disaster reduction.

Please consider making a small donation to the Disaster Center



When disaster mitigation is cost effective, we are on the road to bringing disasters to an end.



FEMA

Daily Operations Briefing

Tuesday, December 8, 2015

8:30 a.m. EST

Significant Activity: Dec 7 – 8



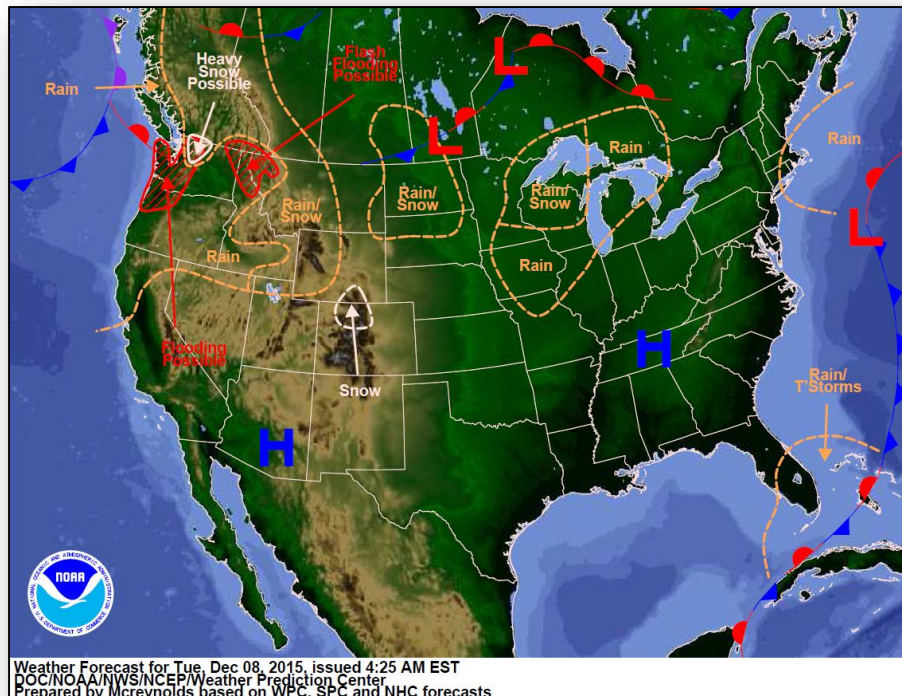
Significant Events: None

Significant Weather:

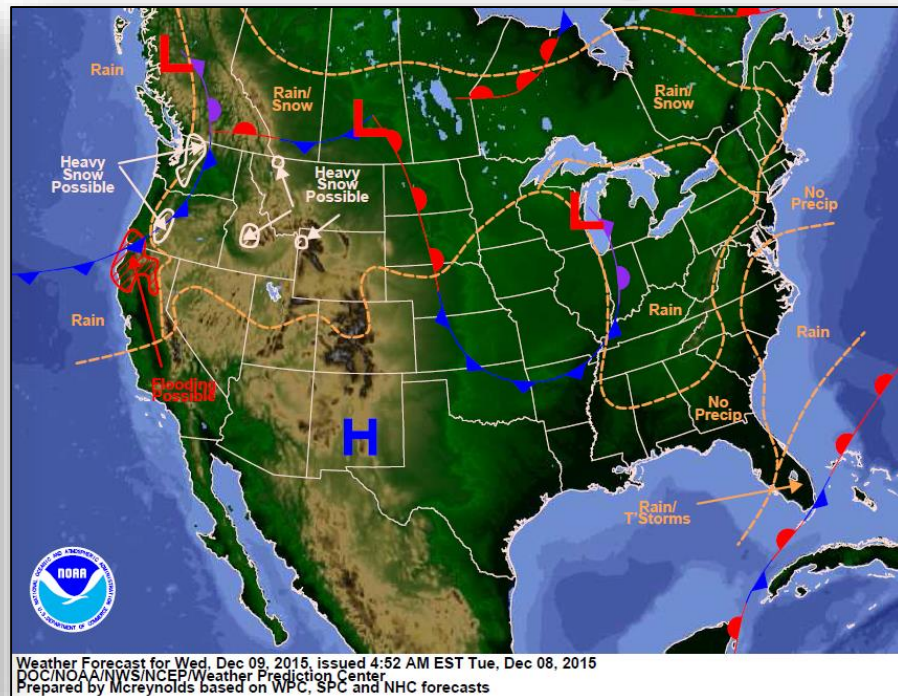
- Heavy snow – Northern Cascades, Northern Intermountain West and Northern Rockies
- Heavy rain – Pacific Northwest & Northern California
- Red Flag Warnings: None
- Critical/Elevated Fire Weather Areas: None
- Space weather: Past 24 hours – None; Next 24 hours – Minor, G1 Level geomagnetic storms likely

Declaration Activity: None

National Weather Forecast

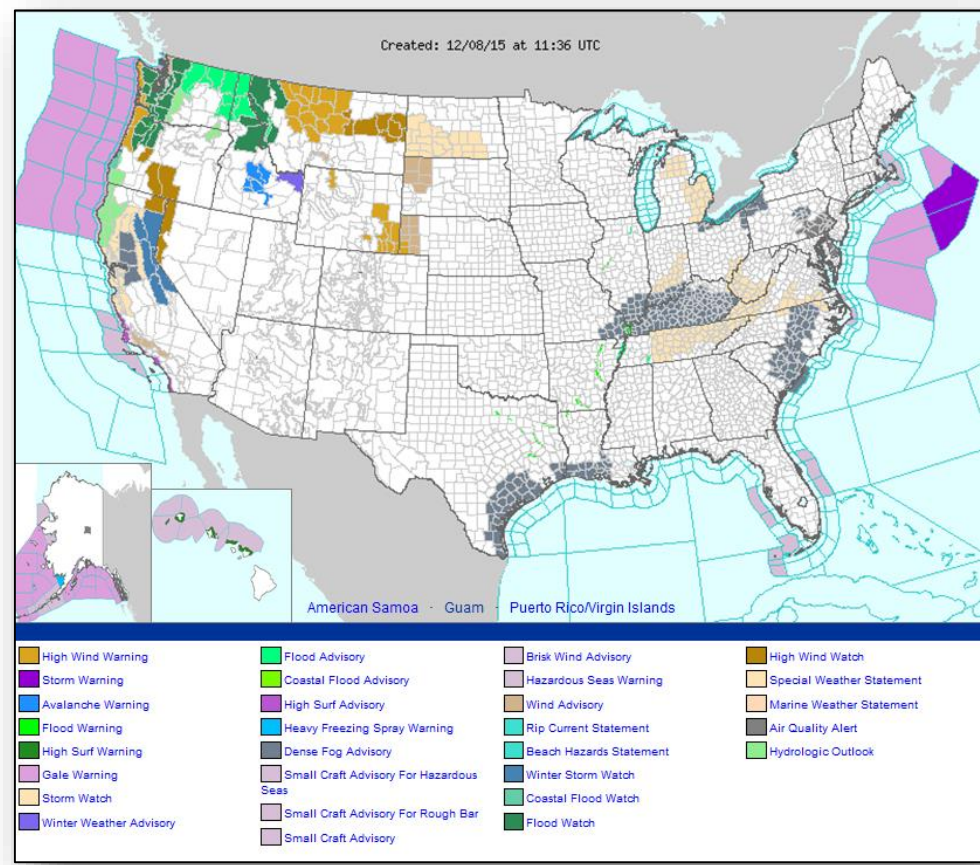


Today



Tomorrow

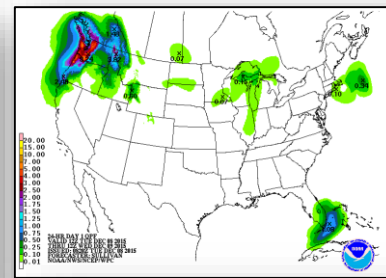
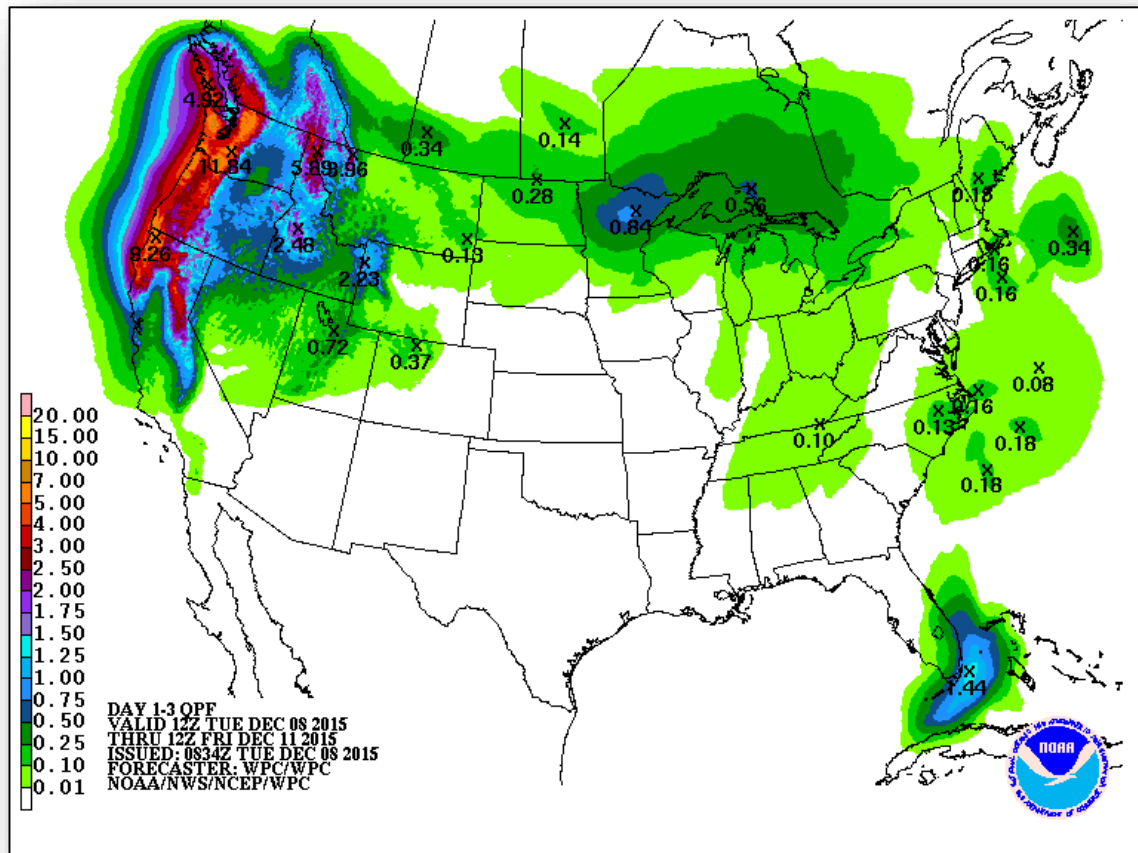
Active Watches/Warnings



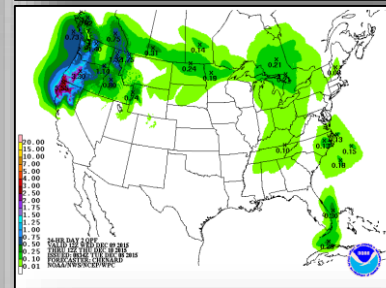
Precipitation Forecast, 1-3 Day



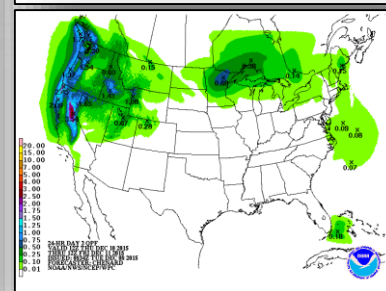
FEMA



Day 1

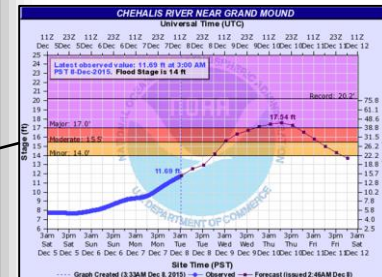
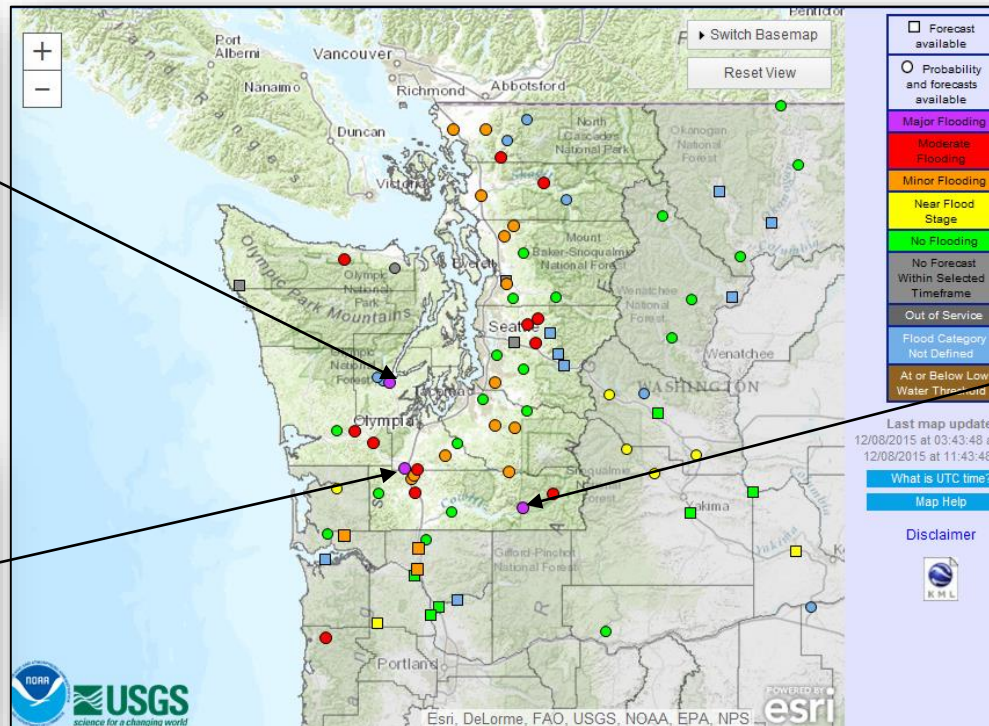
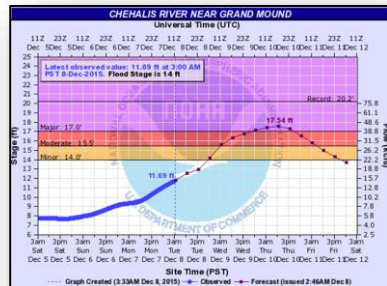
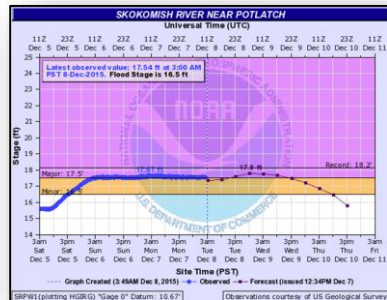


Day 2



Day 3

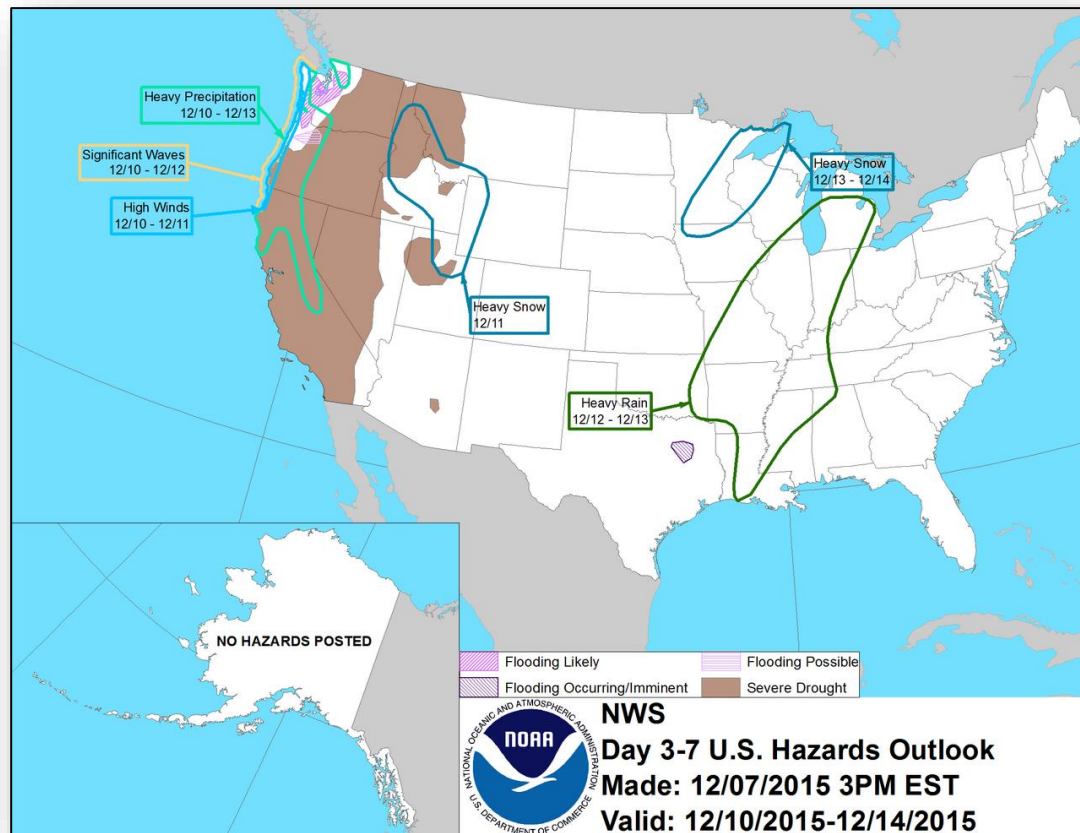
River Flood Forecast



Hazard Outlook, Dec 10 – Dec 14





FEMA



Space Weather

	Past 24 Hours	Current	Next 24 Hours
Space Weather Activity	None	None	Minor
Geomagnetic Storms	None	None	G1
Solar Radiation Storms	None	None	None
Radio Blackouts	None	None	None



Disaster Requests & Declarations

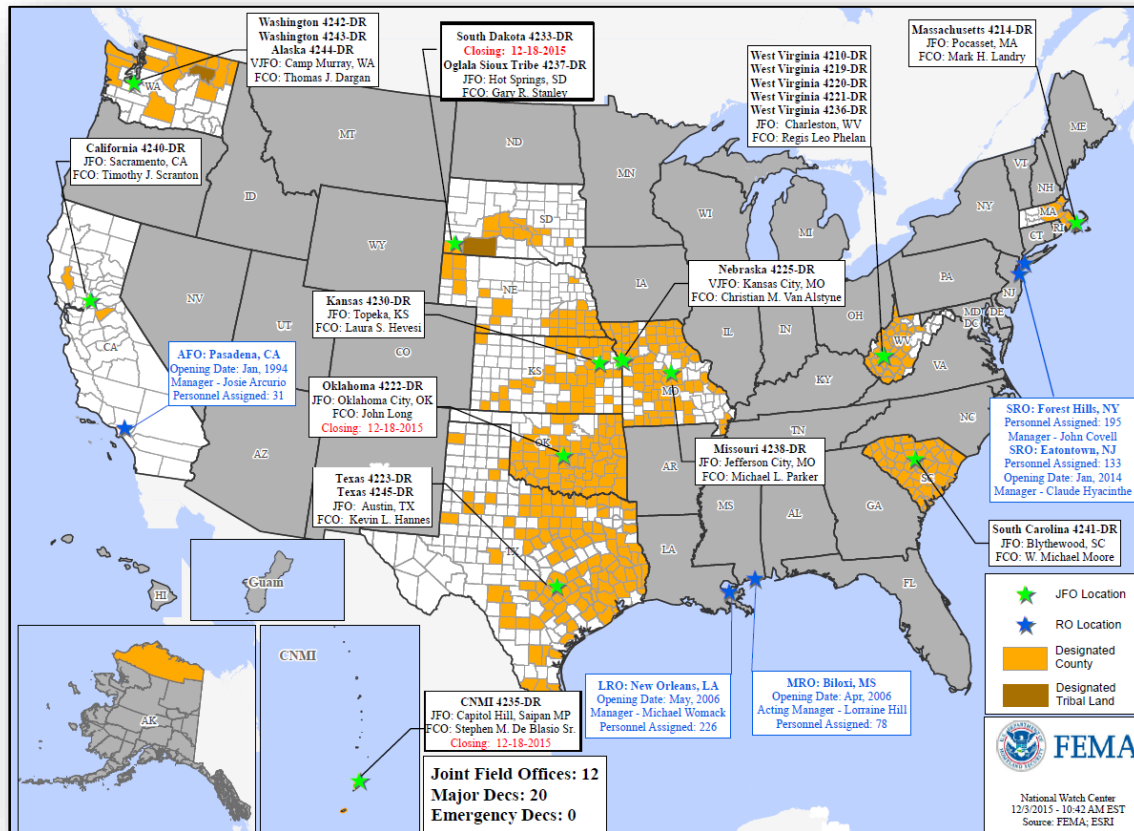


Declaration Requests in Process		Requests APPROVED (since last report)	Requests DENIED (since last report)
1	Date Requested	0	0
NC – DR (Appeal) Severe Storms, and Flooding	November 24, 2015		

Open Field Offices as of December 8



FEMA



Joint Preliminary Damage Assessments

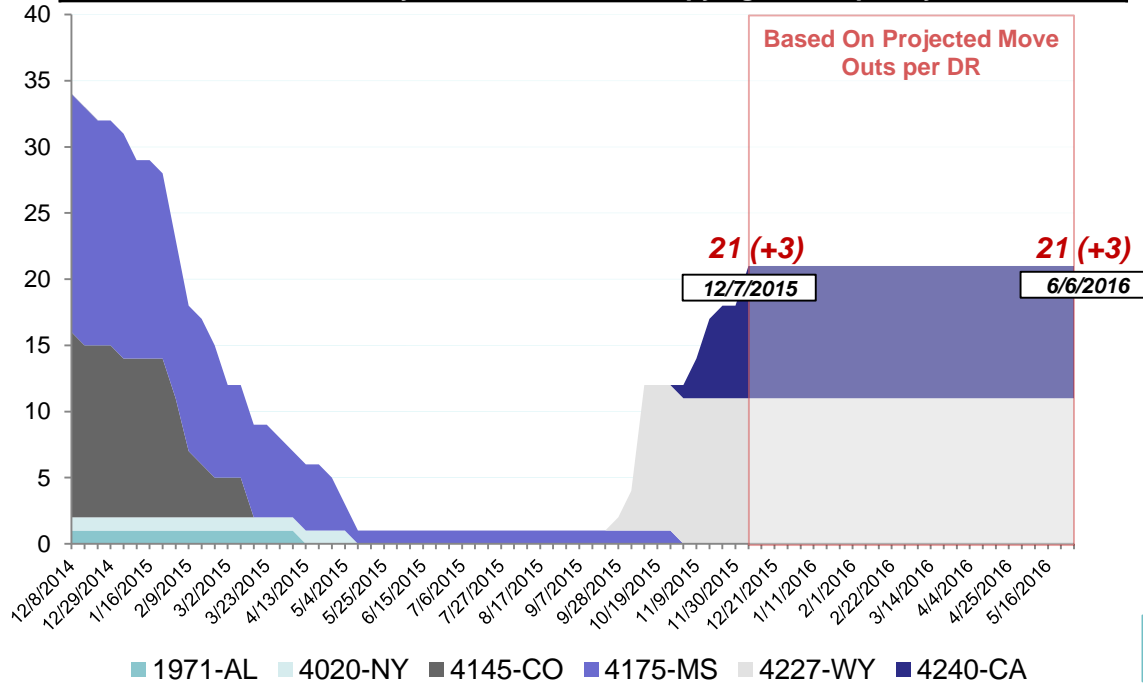


Region	State / Location	Event	IA/PA	Number of Counties		Start – End
				Requested	Complete	
VI	TX	Heavy Rain & Flooding October 30-31, 2015	PA	15	6	11/19 - TBD
VI	OK	Winter Storm, Freezing Rain, Ice, & Flooding November 28-30, 2015	PA	7	0	12/8 -TBD
X	ID	Severe Wind Storm November 17-18, 2015	PA	4	0	12/8 - TBD

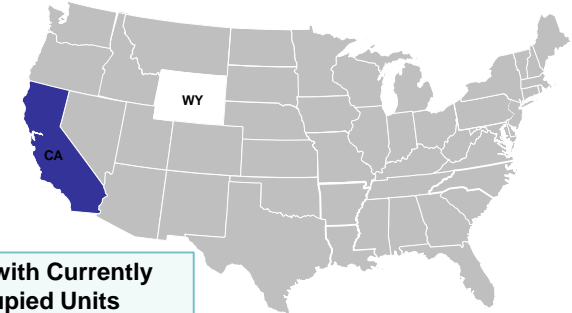
Direct Housing



Total Households in FEMA Direct Housing per State
 Past Year per Week, 12/8/2014 – 12/7/2015, Projected to 06/6/2016
 There are currently **21** Households Occupying **21** Temporary Units



DR	IA Declaration Date	Program End Date	Current # of Households in Direct Housing (Weekly Change)
4227-WY	7/7/2015	1/7/2017	11 (0)
4140-CA	9/22/2015	3/22/2017	10 (+3)



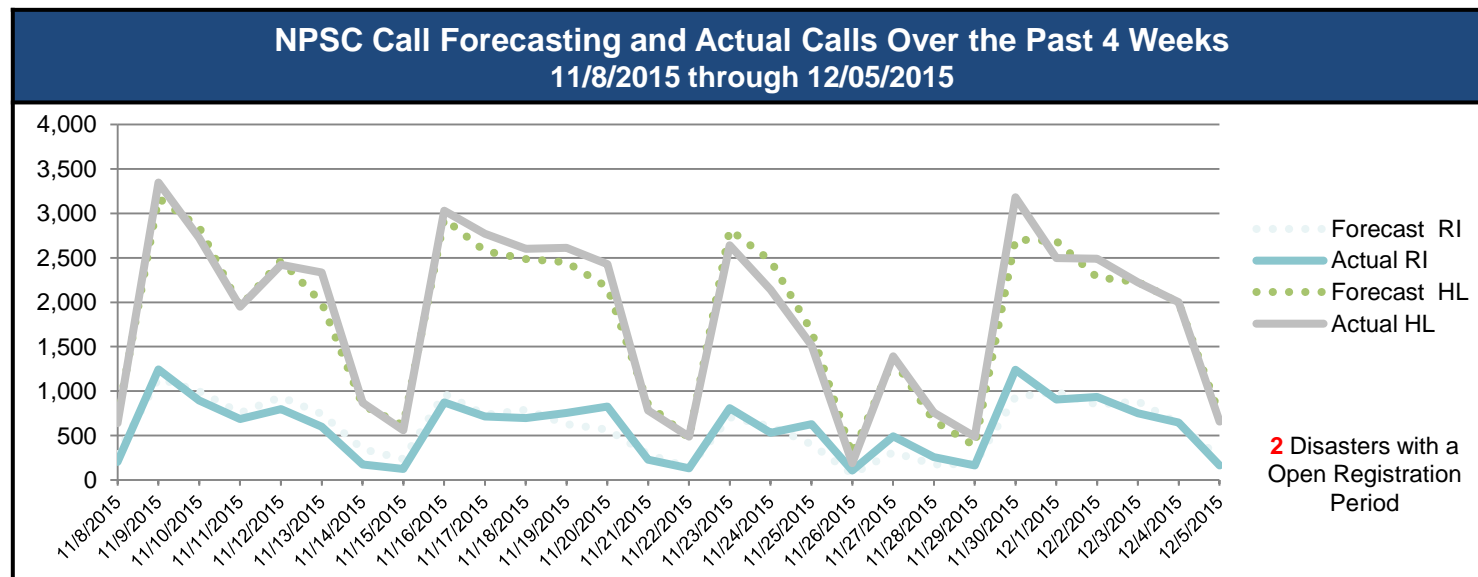
States with Currently Occupied Units

NPSC Activity



FEMA

NPSC Call Activity in the Past Week				
11/29/2015 through 12/05/2015				
Call Type	Projected Calls	Actual Calls	Average Answer Time	Maximum Delay Time
Registration Intake	4,651	4,899	:16	7:50
Helpline	12,952	13,636	:12	16:16
All Calls	17,603	18,535	:13	16:16



Individual Assistance Activity



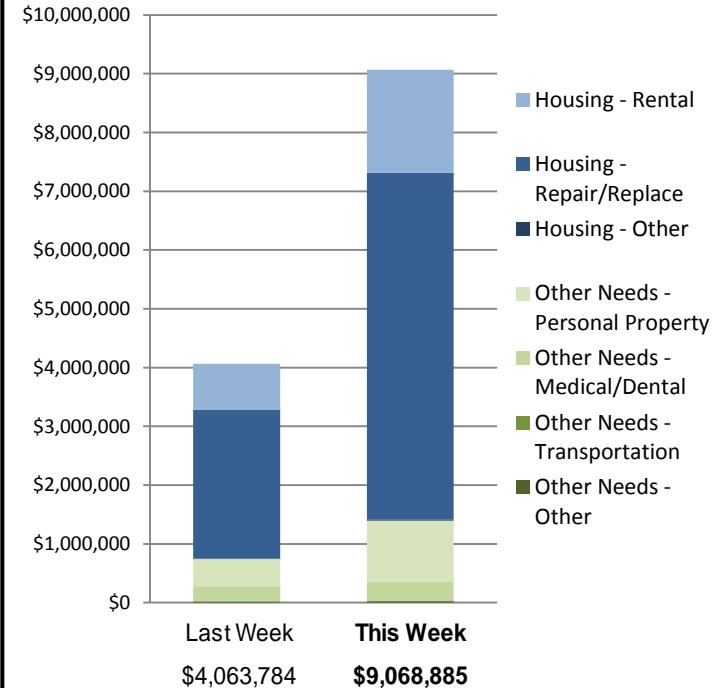
Individuals and Households Program Activity

as of 12/7/2015 at 0000 EST

	Individuals and Households Program Activity as of 12/7/2015 at 0000 EST				
		In Past 7 Days		Cumulative	
		Applicants Approved	Amount Approved	Applicants Approved	Amount Approved
Open Registration Period	4241-SC Declared 10-05-2015 End Of Reg Period 01-03-2016				
	Housing Assistance	1,166	\$2,439,059.64	21,457	\$61,928,662.61
	Other Needs Assistance	253	\$433,850.49	6,522	\$9,425,192.54
	Total IHP	\$2,872,910.13		\$71,353,855.15	
	4245-TX Declared 11-25-2015 End Of Reg Period 01-25-2016				
	Housing Assistance	750	\$4,946,891.96	917	\$6,309,513.28
	Other Needs Assistance	304	\$829,891.22	363	\$1,039,191.00
	Total IHP	\$5,776,783.18		\$7,348,704.28	
Other IHP Active	8 Declarations IHP Programmatically Open - Closed Registration				
	Housing Assistance	65	\$285,158.84		
	Other Needs Assistance	52	\$134,032.52		
	Total IHP	\$419,191.36			
	Total IHP Approved in Past Week	\$9,068,884.67			

IHP Approved per Category

In the Past 2 Weeks – 11/23/2015 through 12/7/2015



FEMA Readiness – Deployable Teams /Assets



Deployable Teams/Assets									
Resource	Status	Total	FMC Available		Partially Available	Not Available	Detailed, Deployed, Activated	Comments	Rating Criterion
FCO		38	17	49%	0	3	18		OFDC Readiness: FCO Green Yellow Red Type 1 3+ 2 1 Type 2 4+ 3 2 Type 3 4 3 2 FDRC 3 2 1
FDRC		8	3	38%	0	0	5		
US&R		28	27	96%	0	1	0	NM-TF1 (Red) – Personnel shortages	<ul style="list-style-type: none"> • Green = Available/FMC • Yellow = Available/PMC • Red = Out-of-Service • Blue = Assigned/Deployed
National IMAT		3	3	100	0	0	0		<ul style="list-style-type: none"> • Green: 3 avail • Yellow: 1-2 avail • Red: 0 avail (<i>Individual N-IMAT red if 50% of Section Chiefs and/or Team Leader is unavailable for deployment.</i>)
Regional IMAT		13	7	53%	0	1	5	<u>Deployed:</u> RVI (Team 2) Deployed to TX RVII Deployed to MO RIX (Team 1) Deployed to CNMI; (Team 2) Deployed to CA RX Deployed to WA <u>NMC:</u> RV (Team 1) Red – Personnel Shortages	<ul style="list-style-type: none"> • Green: 7 or more avail • Yellow: 4 - 6 teams available • Red: > 8 teams deployed/unavailable <i>R-IMAT also red if TL Ops/Log Chief is unavailable & has no qualified replacement</i>
MCOV		59	32	54%	0	12	15	10 MCOVs deployed to SC (FEMA-4241-DR) 5 MCOVs deployed to TX (FEMA-4245-DR)	<ul style="list-style-type: none"> • Green = 80 – 100% avail • Yellow = 60 – 79% avail • Red = 59% or below avail • Readiness remains 95%

FEMA Readiness – National/Regional Teams



National/Regional Teams									
Resource	Status	Total	FMC Available		Partially Available	Not Available	Status	Comments	Rating Criterion
NWC		5	5	100%	0	0	Watch/Steady State		<ul style="list-style-type: none"> • Green = FMC • Yellow = PMC • Red = NMC
NRCC		2	344	89%	0	44	Not Activated		
HLT		1	N/A	N/A	0	0	Not Activated		
DEST							Not Activated		
RRCCs		10	10	100%	0	0	Not Activated		
RWCs/MOCs		10	10	100%	0	0	Not Activated		



FEMA

FEMA's mission is to support our citizens and first responders to ensure that as a nation we work together to build, sustain, and improve our capability to prepare for, protect against, respond to, recover from, and mitigate all hazards.